

105th Scientific Assembly and Annual Meeting
December 1 to 6 | McCormick Place, Chicago

MEETING GUIDE

Share your experience with the
official meeting hashtag: **#RSNA19**



Facebook: facebook.com/RSNAfans




Twitter: [@RSNA](https://twitter.com/RSNA)



Instagram: [@rsnagram](https://www.instagram.com/rsnagram)



LinkedIn: linkedin.com/company/rsna





VUNO

Putting Medical AI to Work

As a pioneer in the healthcare AI Industry, VUNO provides intelligent solutions that enhance efficiency for healthcare professionals and creates a revolutionary experience for patients.

Visit us at booth **#11132**

North Hall, Level 1

www.vuno.co | hello@vuno.co

T +82.2.515.6646 | **F** +82.2.515.6647

6F,507,Gangnam-daero,Seocho-gu,Seoul,Republic of Korea



TABLE OF CONTENTS

Welcome	2
Education	8
Virtual Meeting	21
Technical Exhibits	23
Networking & Events	31
McCormick Place Directory & Maps	44
Transportation	46
Meeting Services	58
International Attendees	71
Dining Guide	75
Planning for RSNA 2020	81
Index	82
Notes	86

McCORMICK PLACE CONVENTION CENTER EMERGENCY PROCEDURES

For all emergencies—fire, police and medical—dial 1-312-791-6060 or 6060 from any house phone.

After notifying emergency personnel, notify RSNA security at 1-312-791-6640 or 6640 from any house phone.

For information on First Aid and Health Clinic locations, see page 63.

WELCOME TO RSNA 2019

It is my pleasure to welcome you to RSNA 2019, a place where we can gather and “See Possibilities Together.”



This year's program includes the innovative science and quality education you expect from RSNA that will leave you renewed and inspired to improve patient care. Special Interest Sessions on Monday will delve into diverse topics, including new MR techniques and the role of neuroimaging in the diagnosis and treatment of depression. Our colleagues from India and Egypt will deliver the Country Presents series.

Don't miss the plenary session speakers who will inspire you to see possibilities in every aspect of health care, from strengthening commitment to our patients to collaborating across disciplines to solve today's most pressing medical problems.

The popular Fast 5 Session—now on Tuesday afternoon—features five speakers selected by popular vote taking five minutes each to present creative ideas and emerging possibilities.

RSNA continues to expand the Virtual Meeting, with more than 400 courses available online through April 2020.

A highlight of every annual meeting, the RSNA Technical Exhibits provide a unique setting for networking and exploring. The expanded AI Showcase and the 3D Printing and Advanced Visualization Showcase feature the latest technological advances. Also new this year are the Innovation Theater and the Radiology Safety Zone. Unwind with a yoga class in the new Wellness Lounge.

Visit the Connections Center to learn more about RSNA, get help with your devices, relax and recharge. The Discovery Theater provides you with a welcoming environment to enjoy informative talks and entertainment.

It is my distinct honor to preside over RSNA 2019 as the president of our Society. I hope you have an inspiring meeting experience full of possibilities.

Sincerely,

Valerie P. Jackson, MD
RSNA President



Together, we are
**SEEDING THE FUTURE
OF RADIOLOGY**

For every \$1 granted by the
R&E Foundation, 50 additional dollars
in subsequent funding are awarded
from other sources like the NIH.

Make a donation today.

[RSNA.org/Foundation](https://rsna.org/Foundation)





Everything you need. **ALL IN ONE PLACE.**



The Official RSNA 2019 Meeting App.

**Don't RSNA
without it!**

- + Meeting Program
- + Agenda Planner
- + Peer Finder
- + Exhibitor List
- + Transit Tracker
- + Turn-by-Turn Directions
- + McCormick Place Maps

**Download
it today!**



iPhone and iPad



Android Smartphone

HOW TO NAVIGATE THE MEETING

Make the most of your RSNA 2019 visit with your Meeting Guide and these additional resources.

Meeting App (iOS/Android)

Download the RSNA 2019 Meeting App for access to the Meeting Program, Agenda Planner, Peer Finder, Exhibitor List, Transit Tracker and McCormick Place Maps. Plus, this year, there's a new turn-by-turn navigation feature to help guide you through McCormick Place. The RSNA 2019 Meeting App is available for download through the App Store for iPhone and iPad, or Google Play for Android Smartphone.

Meeting Central

Visit *Meeting.RSNA.org* to customize your RSNA 2019 itinerary. Select "Browse the Program" to filter scientific presentations and other events by radiologic subspecialty. Add selected courses to My Agenda to facilitate your daily meeting plan. You may also browse a comprehensive searchable list of exhibitors and interactive exhibit hall maps online at *Meeting.RSNA.org*.

NEW THIS YEAR! One login for all RSNA online access. That means that you can use the same username and password for Meeting Central and the Meeting App as you do to access all your RSNA information. Having trouble accessing your account? Simply find your username and password through the password retrieval system at *RSNA.org*, or visit an Information Desk or Digital Support for assistance.

Subspecialty & Topic Brochures

As an added convenience, RSNA offers printed subspecialty and topic brochures listed by day and time with room numbers. Brochures are located in multiple locations:

- Grand Concourse—Level 3
- Connections Center, Lakeside Center East—Level 3
- Learning Center Lakeside Center East—Level 3

Daily Bulletin

Stay connected to all things RSNA 2019 through the print and online versions of the *Daily Bulletin*, the official newspaper of the annual meeting. Daily issues are available throughout McCormick Place, online at RSNA.org/Bulletin and on the RSNA 2019 Meeting App. Look for articles available ahead of print, exclusive online articles, video interviews with presenters and interactive quizzes and polls. Get alerts on *Daily Bulletin* stories through social media at #RSNA19 on Facebook (facebook.com/RSNAfans), Instagram (@[rsnagram](https://instagram.com/arsnagram)) or Twitter (@[RSNA](https://twitter.com/RSNA)).

Technical Exhibits Focus Section—Daily Bulletin

Refer to the Technical Exhibits Focus section of the *Daily Bulletin* to learn about some of the newest radiologic technology available and all the happenings in the Technical Exhibits Halls. Published on Sunday through Wednesday, here you'll find information about our specialty showcase areas, daily theater presentations, corporate symposiums and vendor workshops. Plus, the section will contain a complete listing of all the exhibitors, their locations and a full floor plan of the North and South Technical Exhibits Halls.

Interpreting Room Numbers

- The first letter in the meeting room number—N, S, E, W—stands for the North, South, East (also called Lakeside Center East), or West Building.
- The first digit of the meeting room number—1, 2, 3, 4, 5—is the building level number.
- The last two digits specify the exact room number.
- Some meeting rooms have divider walls, which creates smaller spaces. These will have an A, B, C, or D following the room number.

Example: N227 = North Building, Level 2, Room 27

NEW THIS YEAR

- #WeAreRadiology (see page 41)
- AI Showcase, North Hall—Level 2 (see pages 24, 26)
- Café RSNA (see page 75)
- Caricature Artist (see page 42)
- Expanded Experience Calendar (see pages 32, 34, 36, 40–41)
- Innovation Theater (see page 28)
- Meeting Central Login (see page 5)
- Professional Photos are back at the RSNA Photo Booth (See page 43)
- RSNA Case Collection (see page 17)
- RSNA Medical 3D Printing in Practice Registration (see page 27)
- Wellness Lounge (see page 36)

PLENARY SESSIONS

Valerie P. Jackson, MD

Sunday, December 1, 8:30 AM

President's Address

"A Matter of Perspective: Putting a New Lens on Our Patient Interactions"

Abraham Verghese, MD

Sunday, December 1, 8:30 AM

Opening Session

"Finding the Caring in Care"

Andrew J. Saykin, PsyD, ABCN

Monday, December 2, 1:30 PM

New Horizons Lecture

"The War on Alzheimer's Disease: Neuroimaging, Biomarkers and Genetics on the Front Lines"

Robert M. Pascuzzi, MD

Monday, December 2, 1:30 PM

New Horizons Lecture

"Charcot, The Iron Horse, and Creeping Paralysis: Good Science in the Treatment of ALS"

RSNA/AAPM Symposium: Integrated Diagnostics:

Why Does it Matter and How Do We Get There?

Tuesday, December 3, 10:30 AM

Mitchell D. Schnall, MD, PhD

"The Path to Integrated Diagnostics"

Anant Madabhushi, PhD

"Radio-Patho-Genomics: Computationally Integrating Disease Specific Features across Scales"

Sanjiv S. Gambhir, MD, PhD

Tuesday, December 3, 1:30 PM

Annual Oration in Diagnostic Radiology

"Next Generation Technologies and Strategies for Precision Health"

Lisa A. Kachnic, MD

Wednesday, December 4, 1:30 PM

Annual Oration in Radiation Oncology

"Online Adaptive Radiation Therapy (OART): The True Intersection of Diagnostic Radiology and Radiation Oncology"



EDUCATION

RSNA's high-quality education keeps radiologists informed, engaged and inspired. Whatever your subspecialty—from breast imaging and cardiac radiology to neuroradiology and nuclear medicine, you'll find a wide selection of world-class education to fit your needs.

Maximizing Your CME

During RSNA 2019, physicians have the ability to earn up to 94.00 AMA PRA Category 1 Credits™:

- Educational Courses and Science Sessions offer a total of 51.50 credits.
- Education Exhibits and Scientific Poster Discussions offer a total of 5.00 credits.
- Correctly diagnosing each unknown Case of the Day offers 37.50 credits (15 per day at 0.5 credits each).
- Adding Virtual Meeting ([RSNA.org/Register](https://www.rsna.org/RSNA.org/Register)) to your registration allows you to access over 400 live-streamed and on-demand courses, including educational programming, scientific presentations, education exhibits and additional meeting content, both during and after the meeting. Virtual on-demand CME will also be offered on select courses.
- Return to My Agenda to evaluate sessions and claim credit through the Credit Eval menu, by December 13, 2019 or after viewing all courses.

Accreditation and Designation Statements

The Radiological Society of North America (RSNA®) is accredited by the Accreditation Council for Continuing Medical Education (ACCME) to provide continuing medical education for physicians.

RSNA designates this live activity for a maximum of 94.00 *AMA PRA Category 1 Credits™*. Physicians should claim only the credit commensurate with the extent of their participation in the activity.

International attendees

CME credits may be transferable. See below for details.

- Australia and New Zealand: RSNA is an authorized CPD provider.
- Canada: *AMA PRA Category 1 Credits™* can be converted to Royal College MOC credits.
- Mexico: All *AMA PRA Category 1 Credits™* are transferable.

Europe

Due to an agreement of mutual recognition, the UEMS-European Accreditation Council will convert *AMA PRA Category 1 Credits™* to EACCME European CME Credits (ECMECs). For more information, contact the European Union of Medical Specialists (UEMS) at info@uems.net or visit UEMS.net or EACCME.eu.

Worldwide

CME claimed at RSNA 2019 may be transferable. Contact the CME governing body in your home country for details.

The Commission on Accreditation of Medical Physics Education Programs (CAMPEP) has approved the direct transfer of *AMA PRA Category 1 Credits™* to MPCEC on a credit-for-credit basis for medical physicists.

RSNA is an ARRT®-approved Recognized Continuing Education Evaluation Mechanism Plus (RCEEM+) and will provide Category A+/A continuing education credits for technologists and radiologist assistants.

Continuing Education (CE) Documentation (ARRT)

In order to record and obtain Category A+/A continuing education (CE) credits, all ARRT-registered radiologic technologists and radiologist assistants must follow ARRT guidelines. Failure to do so will result in no credits being awarded.

- ARRT requires that all registrants seeking Category A+/A credit must be present and attentive for 50 minutes of every scheduled hour of a live CE activity. If you arrive late, leave early or slip out of the meeting room for a break, that time is deducted from your attendance.
- The beacon technology on your badge tracks your attendance in all educational sessions. Please wear your badge at all times and stay for the entire session.
- You will not obtain ARRT credit if you opt out of the beacon technology on your meeting badge.
- In addition to ARRT requirements, you must evaluate your RSNA 2019 courses online at *Meeting.RSNA.org*.
- In mid-December, RSNA will email certificates to ARRT-registered radiologic technologists and radiologist assistants who requested a certificate during registration and followed these ARRT guidelines.

Staff will be on hand at the Learning Center Information Desk, located in Lakeside Center East—Level 3, to assist with any questions.

Continuing Medical Education (CME) Documentation

Claiming Credit at RSNA 2019

In order to record and obtain *AMA PRA Category 1 Credit™*, you must evaluate your RSNA 2019 courses and sessions and claim your credits online using your own laptop or mobile device or any Internet Station within McCormick Place. As early as 10 minutes after your course begins, the evaluation interface allows you to claim your credits onsite, and you can leave the annual meeting with a printed certificate in hand. You'll also receive a link via email to print your certificate at home, and credits earned by RSNA members will be automatically added to the member's RSNA CME Repository. After the meeting, you may evaluate courses and claim credit through December 13.

Staff will be on hand in Digital Support and the Learning Center Information Desk to assist you with the process; visit *Meeting.RSNA.org* for additional details.

Self-Assessment Modules (SAMs)

The American Board of Radiology (ABR) granted approval to RSNA for SAM Deemed Status. This allows RSNA to develop and implement, without prior ABR review, enduring Self-Assessment CME and in-person (“live”) SAMs that satisfy ABR Part II MOC requirements. Each RSNA in-person SAM is available for up to 1.50 SAM credits and 1.50 *AMA PRA Category 1 Credits™*.

SAMs offered by RSNA have been qualified by the ABR in meeting the criteria for self-assessment toward the purpose of fulfilling requirements in the ABR Maintenance of Certification Program.

All courses designated for SAM credit at RSNA 2019 will require attendees to use their personal devices to complete the required test questions during the live session. To claim SAM credit, attendees must complete the required test questions during the live session and evaluate and claim CME for the SAM course. All SAM course credit from RSNA 2019 must be claimed before June 1, 2020.

For more information about the availability of RSNA SAMs, review the subspecialty content brochure located in the Grand Concourse—Level 3, Lakeside Center East—Level 3 and in the Learning Center; or visit Membership and Resources in the Connections Center.

PLEASE NOTE: All courses designated for SAM credit will require attendees to bring a personal device (e.g., phone, iPad, laptop) to complete the required test questions during the live session.

Artificial Intelligence

AI Showcase

Technical Exhibits, North Hall—Level 2

This expanded and newly designed area is the central hub for all things related to AI and the premier place for educators, researchers, health care professionals and exhibitors to experience the latest in machine learning and radiology (see page 24).

Fast 5 Session

Arie Crown Theater

Tuesday 1–1:30 PM

The Fast 5 Session is an engaging, fast-paced opportunity to share new ideas as five speakers each make a five-minute presentation. The session is focused on innovative, non-clinical topics illuminating tomorrow’s medical imaging discoveries.

Course Admittance

Adding courses to your agenda will not reserve your seat.

Seating is available on a first-come, first-served basis; no physical tickets will be issued. Present your badge at the door for admittance.

Exhibitors and family members are allowed access to classrooms, if space permits, after all professional registrants have been seated. CME credit is not tracked or awarded. Exhibitor personnel or family members wishing to obtain CME/CE credit must register as a full conference professional attendee and pay the applicable registration fee.

To uphold the professional and educational standards of the RSNA annual meeting, children under 16 years of age are not permitted in the exhibit halls or sessions and will not receive a badge.

Corporate Symposiums

Sunday, December 1 to Thursday, December 5

Attend educational programming provided by industry leaders at McCormick Place during the annual meeting. Please refer to each course description in the online program at *Meeting.RSNA.org* or on the Meeting App to determine if CME credit is offered for the session and, if so, how to claim credit. CME credit for Corporate Symposiums will be offered through a third-party provider.

SESSION OVERFLOW AREAS

RSNA will provide additional areas to accommodate live broadcast viewing of select popular courses when rooms have reached capacity. Session overflow areas will be offered in the:

- Arie Crown Lobby, Lakeside Center East—Level 2
- South Building—Levels 4 and 5



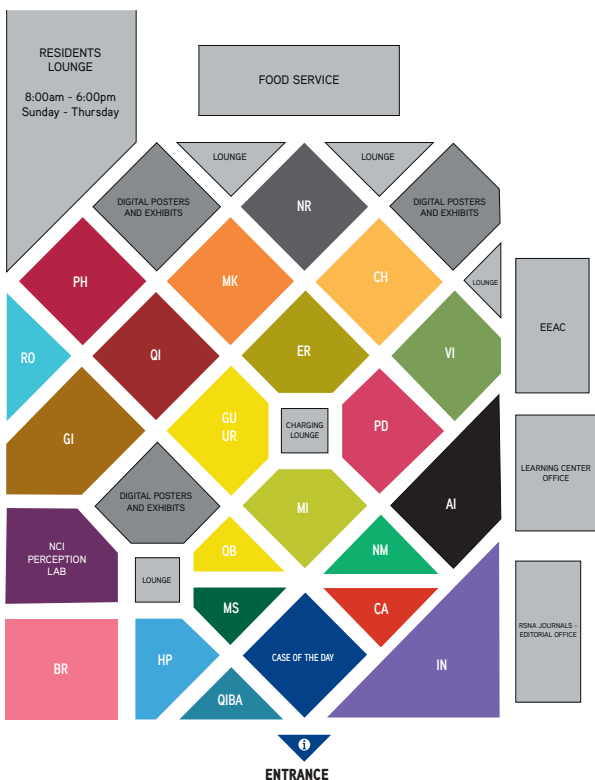
LEARNING CENTER























Lakeside Center East—Level 3

HOURS OF OPERATION

Sunday–Thursday 7:30 AM–6 PM

Friday 7:30 AM–12:30 PM



	Artificial Intelligence	AI
	Breast	BR
	Cardiac	CA
	Chest	CH
	Education (Case of the Day)	ED
	Emergency Radiology	ER
	Gastrointestinal	GI
	Genitourinary & Uroradiology	GU, UR
	Health Services, Policy, Practice & Research	HP
	Informatics	IN
	Molecular Imaging	MI
	Multisystem & Special Interest	MS
	Musculoskeletal	MK
	Neuroradiology/Head & Neck	NR
	Nuclear Medicine	NM
	Obstetrics & Gynecology Radiology	OB
	Pediatric Radiology	PD
	Physics	PH
	Quality Improvement Reports	QI
	Quantitative Imaging Biomarkers Alliance	QIBA
	Radiation Oncology & Radiobiology	RO
	Vascular & Interventional	VI

LEARNING CENTER

Education Exhibits, Scientific Digital Posters, Quality Improvement Reports and Informatics

2,500 science and education digital posters and education exhibits in backboard panel format are on display in the Learning Center along with Informatics presentations and Quality Improvement Reports that describe successful radiology quality initiatives. Authors will be present on assigned days to discuss their findings.

Science presentations and select Education Exhibits are available for *AMA PRA Category 1 Credit™* on Sunday from 12:30 to 1:30 PM and Monday through Thursday from 12:15 to 1:15 PM. Exhibits and science posters will be available at all times for self-study. Digital presentations are available for 24-hour viewing via the Virtual Meeting (Meeting.RSNA.org/Virtual).

NCI Medical Imaging Perception Lab

Researchers supported by the National Cancer Institute (NCI) will be conducting studies on radiologic image perception at RSNA 2019. RSNA meeting attendees will be able to learn about this important area of research, and if they wish, participate in the studies as volunteers in this lab environment.

Quality Improvement Reports Poster Walkthrough

Join experts in quality improvement in radiology on Monday, 3 to 4 PM as they walk through the QI posters, highlighting examples of great work and sound methodology. Those who are interested in leading and publishing QI projects in the coming months and years will find this especially valuable. This session may be claimed for *AMA PRA Category 1 Credit™*.

Quantitative Imaging Quantitative Imaging Biomarkers Alliance (QIBA)



The QIBA Kiosk will provide information about the ongoing coalition efforts among clinicians, researchers, government agencies, industry and RSNA to advance the practice of radiology from image interpretation to quantitation.

QIBA Working Meeting

E253AB

Wednesday, December 4..... 2–3:45 PM

Cases of the Day

Case of the Day is presented electronically in the Learning Center and accessible via the Virtual Meeting (Meeting.RSNA.org/Virtual).

Each day, Sunday through Thursday, a new case in each of 15 categories will be displayed. Attendees may submit a diagnosis for each case at nearby internet stations, on the electronic presentation system or via any web browser at Meeting.RSNA.org. For each correct diagnosis submitted, attendees will receive 0.50 *AMA PRA Category 1 Credit*™.

RSNA Case Collection

Visit the lounge outside the RSNA Journals' Editorial Offices to learn more about RSNA Case Collection—launching in mid-2020. Together we're building an education and point of care resource that will offer access to the global radiology community. Be among the first to submit a case, or volunteer to be a peer reviewer, to help provide this curated trusted resource that will improve diagnostic outcomes.

Attend a Discovery Theater presentation, RSNA Case Collection, Presented by RSNA staff, Sunday, 2:30 to 2:45 PM.

Meet Dr. Mariam Moshiri, Editor, RSNA Case Collection, at the RSNA Publications booth 1119 in the Technical Exhibits South Hall A, Monday, 1 PM.

IMPORTANT LOCATIONS

Scientific Program/Refresher Course

Committee Office

North Building—Level 4, N426B

1-312-791-6617

HOURS OF OPERATION

Saturday 11 AM–5 PM

Sunday–Thursday 7 AM–6 PM

This office provides assistance to all instructors and speakers at RSNA 2019.

Speaker Ready Rooms

North Building—Level 4, N426A

Lakeside Center East—Level 2, E257

HOURS OF OPERATION

Saturday 11 AM–5:30 PM

Sunday 7 AM–6 PM

Monday–Thursday 6:30 AM–6 PM

Friday (*Lakeside Center East only*) 7 AM–2 PM

Student Radiographer Theater

North Building—Level 2, Room N227B

HOURS OF OPERATION

Monday & Tuesday 10:30–11:30 AM

Monday–Wednesday 12:15–1:15 PM & 1:30–2:30 PM

Pre-invited radiography students will attend special program sessions planned for Monday through Wednesday, providing the latest information on technological advances and career opportunities within radiology.

Subspecialty & Topic Brochures

As an added convenience, RSNA offers printed specialty content brochures in multiple locations:

- **Grand Concourse—Level 3**
- **Connections Center, Lakeside Center East—Level 3**
- **Learning Center, Lakeside Center East—Level 3**

To view all the meeting content and customize your RSNA 2019 agenda, go to Meeting.RSNA.org and click “Browse the Program” to search the courses, scientific presentations and events by radiologic subspecialty. Simply add the selected courses and events to “My Agenda” to help you easily plan your meeting experience.

GREAT RESEARCH NEEDS A GREAT AUDIENCE.

Be a Presenter at RSNA 2020!

We're looking for radiology thought leaders to provide:

Scientific Presentations / Applied Science
Education Exhibits / Quality Improvement Reports

EARN RECOGNITION

Kuo York Chynn Neuroradiology Research Award: \$3,000

The top scientific paper as selected by the Scientific Program Committee will earn this prestigious award.

The RSNA Trainee Research Prize: \$1,000

Up to 48 medical students, residents or fellows who submit expanded abstracts of their 2020 RSNA scientific presentation may receive a \$1,000 prize and certificate.

VISIT [RSNA.ORG/ABSTRACTS](https://www.rsna.org/abstracts) FOR COMPLETE GUIDELINES

Submit Online

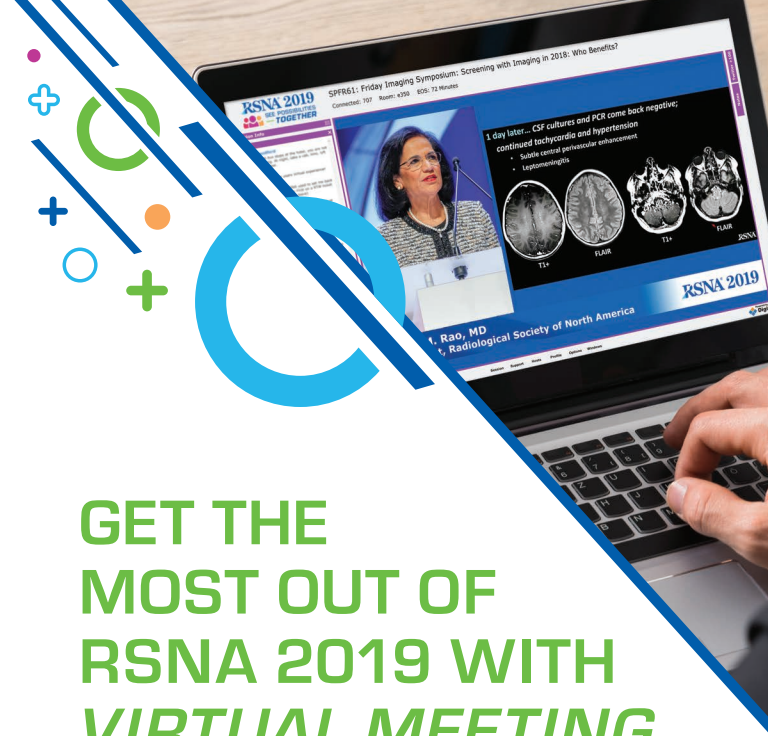
beginning January 2020 at [RSNA.org/Abstracts](https://www.rsna.org/abstracts)
through Wednesday, April 8, 2020 NOON CT.

Questions?

Call 1-877-776-2227 (within U.S.) or 1-630-590-7774
(outside U.S.)

Includes courses in joint sponsorship with the American Association
of Physicists in Medicine.





GET THE MOST OUT OF RSNA 2019 WITH *VIRTUAL MEETING*


Enjoy all the excitement of the meeting and get the content you need during and after RSNA 2019.

- ✚ 400+ live and on-demand courses
- ✚ CME credit for Cases of the Day and live and select on-demand courses
- ✚ Scientific presentations and education exhibits
- ✚ Access through April 30, 2020

Upgrade your package
to **Standard + Virtual** at



[RSNA.org/Register](https://www.rsna.org/Register)



RSNA 2019 VIRTUAL MEETING

Virtual Meeting allows you to get the most out of your RSNA 2019 experience. This online platform gives you access to an incredible array of educational programming, scientific presentations, education exhibits and more—both during and after the meeting.

Registered Virtual Meeting participants will have access to:

- Valuable content: View over 400 live-streamed and on-demand courses.
- Extended access: Access Virtual Meeting content through April 30, 2020, at 4 PM CT.
- CME credit: Earn credit for live-viewed courses, correct diagnosis for Cases of the Day and select on-demand courses.
- Networking opportunities: Engage with other professionals during RSNA 2019, using Virtual Meeting’s live chat function, and discuss course content with colleagues around the world.
- Interactive content: Diagnose Cases of the Day and participate in over 50 interactive audience response sessions during live programming.

Upgrading to the Standard + Virtual Package

Visit any registration desk or log in to your registration account at [RSNA.org/Register](https://www.rsna.org/Register) to upgrade your package to Standard + Virtual any time through April 30, 2020.

Cost to Upgrade:

Registration Category

Members

RSNA & AAPM Members	\$199
Member-in-Training & Students	\$49

Non-Members

Physician/Physicist/Scientist.	\$500
Executives/Consultants/R&D	\$500
Radiology Support Personnel (Techs, Radiology Administrators, IT staff)	\$470
Fellow/Resident.	\$470
Student	\$750
Industry Personnel	\$500

Accessing Virtual Meeting

Registered Virtual Meeting participants can access the RSNA 2019 Virtual Meeting on *Meeting.RSNA.org/Virtual*. Log in using your RSNA username and password to view live and on-demand content, add Virtual Meeting courses to your agenda, earn CME credit and more!

Virtual Meeting Support

Connections Center, Lakeside Center East—Level 3

Stop by the Digital Support booth for assistance with logging in to Virtual Meeting and accessing live and on-demand courses, Cases of the Day, scientific sessions and education exhibits.

Can't stop by Digital Support? Contact RSNA for support at *virtual@rsna.org* or visit the support section on Meeting Central (*Meeting.RSNA.org/Virtual*).

Virtual Meeting Accreditation and Designation Statement

The Radiological Society of North America (RSNA) is accredited by the Accreditation Council for Continuing Medical Education (ACCME) to provide continuing medical education for physicians. RSNA designates this live activity for a maximum number of 88.25 *AMA PRA Category 1 Credits™*. Physicians should claim only the credit commensurate with the extent of their participation in the activity.

Select courses have been designated for CME credit when consumed on demand following the live session. These courses will be awarded 1.50 *AMA PRA Category 1 Credits™* when viewed on demand through 4 PM CT on April 30, 2020, and upon completion of a course evaluation. This enduring material has been approved for *AMA PRA Category 1 Credits™*.



TECHNICAL EXHIBITS

Explore the latest technology at the world's largest medical imaging exhibition. See more than 700 leading manufacturers, suppliers and developers demonstrate the groundbreaking technologies and products that everyone's talking about.

Experience the forefront of radiology, get hands-on learning opportunities and stay ahead with informative courses in this exciting space for all things related to medical imaging advances and innovation.

South Hall A (Booths 1000–5999)

North Hall B (Booths 6000–8599)

**AI Showcase, North Building—Level 2
(Booths 10000–11999)**

HOURS OF OPERATION

Sunday–Wednesday 10 AM–5 PM

Thursday 10 AM–2 PM

Exhibitor List

The complete RSNA 2019 Technical Exhibitor List is available online at Meeting.RSNA.org and via the RSNA 2019 Meeting App. Browse a comprehensive, searchable list of exhibitors and their products or services, as well as interactive exhibit hall maps.

An abridged version of the exhibitor list with pull-out exhibit hall maps is available in the Technical Exhibits Focus section of the *Daily Bulletin* on Sunday through Wednesday. The *Daily Bulletin* is the official newspaper of the annual meeting and is available throughout McCormick Place and online at RSNA.org/Bulletin.

AI Showcase

Technical Exhibits, North Building—Level 2

Sponsored by



Visit this exciting central hub for all things related to AI. This expanded and newly designed area features more than 100 companies offering attendees the opportunity to demo AI software and products, connect with industry leaders and see the possibilities of AI firsthand.

This one-stop destination also features education, several networking lounges, special engagement areas and hands-on learning opportunities.

AI Challenge—RSNA Intracranial Hemorrhage Detection

View the most successful entries from this year's AI Challenge. RSNA worked with four contributing institutions to assemble a dataset of over 25,000 brain CT exams and with volunteers from the American Society of Neuroradiology to label the exams for the presence of five types of intracranial hemorrhages.

Evaluations took place in November and the most accurate submissions will be recognized in the RSNA AI Theater on Monday, December 2, 3:30 PM. Kaggle has recognized the RSNA Intracranial Hemorrhage Detection Challenge as a public good and is providing \$25,000 in prizes for the winning entries.

NEW! AI Hands-on Workshop, Booth 11536

Engage with AI vendors and interact with their systems using your own laptop in a classroom environment. Exhibitors offer 90-minute sessions of user training and product instruction on the latest AI innovations.

Refer to the online program and the 2019 Meeting App for a list of the days, times and presentations.

CHANGING THE HORIZON in Core Needle Biopsy

Marquee™

Disposable Core Biopsy Instrument

Procedural versatility from
a comprehensive core needle
offering two firing modes and
two penetration depths



ADJUSTABLE

18 mm and 25 mm
penetration options

POWERFUL

Automatic fire mode

PRECISE

Semi-automatic mode



Visit us at Booth 2329, South Hall

Please consult product labels and inserts for complete indications, contraindications, hazards, warnings, precautions and directions for use.

1.800.321.4254 www.crbard.com/biopsy

BD, the BD Logo, Bard and Marquee are trademarks of Becton, Dickinson and Company or its affiliates. © 2019 BD. All rights reserved. BD-12803



BD

IBARD

has joined BD

RSNA AI Theater, Booth 10724

RSNA leads the way in providing the knowledge, training and networking community you need to understand the role of AI in medical imaging and the implications it has to your practice. Stop by the RSNA AI Theater to discover our resources and educational opportunities surrounding artificial intelligence, including the AI Challenge, AI webinar series, Spotlight Courses, AI Community and *Radiology: Artificial Intelligence*. Staff will also be available to answer questions on RSNA tools that are enabling the practice of the future including RadReport, RadLex, IHE, Image Share and RadElement.

Each day between 10:30 AM and 2:30 PM, the RSNA AI Theater offers industry presentations on the AI innovations that are fueling the future of imaging. RSNA will also hold a series of presentations given by today's leading physicians in AI. Here you'll learn about RSNA's work in current and future AI initiatives.

A complete list of RSNA AI Theater presentations is available at *Meeting.RSNA.org* or the RSNA 2019 Meeting App.

RSNA AI Deep Learning Lab, Booth 10342

Now integrated in the AI Showcase, this hands-on classroom features four unique sessions, repeated from Sunday through Thursday, focusing on using open-source tools for completing deep learning tasks.

Attendees are invited to bring their own devices and begin completing actual tasks in deep learning.

3D Printing & Advanced Visualization Showcase & Theater

Technical Exhibits, North Hall B, starting at Booth 6563

To support the widespread interest in 3D printing and mixed reality, the 3D Printing & AV Showcase has been expanded and relocated to North Hall—Level 3.

This showcase offers attendees the opportunity to interact with the latest technologies and see daily presentations from industry leaders on cutting-edge equipment and solutions in the open-air theater.

The RSNA 3D Printing Special Interest Group (SIG) will conduct presentations Sunday through Wednesday, 2 to 3 PM on the latest research and innovations in 3D printing for medical applications.

Daily industry presentation times are available online at *Meeting.RSNA.org* and via the RSNA 2019 Meeting App.

RSNA Medical 3D Printing in Practice

March 6–8, 2020, Chicago, USA

Further explore the clinical value of 3D printing and get practical information from experienced leaders at the RSNA Medical 3D Printing in Practice course. This opportunity is open to all medical professionals. This activity has been approved for *AMA PRA Category 1 Credit™*

Explore a wide variety of topics, such as:

- Clinical applications of 3D printing by subspecialty
- Challenges of using this technology in a hospital setting
- How to participate in the RSNA-ACR 3D Printing Registry
- Integration of 3D printing with virtual and augmented reality

Experts will be available to answer questions about this course during the daily 3D Printing SIG presentations.

To register for the course, visit *RSNA.org/3D-Printing*.

First-Time Exhibitor Pavilion

Technical Exhibits, South Hall A, starting at Booth 1050

Keep up with the newest exhibitors at RSNA 2019. See the latest in radiology from these innovative companies.



The First-Time Exhibitor logo identifies other first-time exhibitors throughout the exhibit halls.

NEW! Innovation Theater

Technical Exhibits, South Hall A, Booth 4700

Enjoy a front row seat for the industry's latest product launches. The Innovation Theater features 20-minute presentations by exhibitors sharing innovative products and advances in medical imaging.

Presentations are scheduled from 10:30 AM to 12 PM and 2 to 4 PM, Sunday through Wednesday. Thursday will have morning presentations only.

IR Zone

Technical Exhibits, South Hall A, starting at Booth 3352

Interventional radiology is at the forefront of innovative medical care. Connect with companies focused on the latest product advancements in image-guided radiology.

Publishers Row

Technical Exhibits, South Hall A, starting at Booth 1000

Shop for educational publications and professional services addressing virtually every aspect of medical imaging.

NEW! Radiation Safety Zone

Technical Exhibits, North Hall B, starting at Booth 8300

Dedicated to the latest advances in radiation safety, the Radiation Safety Zone offers attendees the opportunity to engage with companies offering a variety of products and services designed to create a culture of radiation safety.

Recruiters Row

Technical Exhibits, South Hall A, starting at Booth 1029

The annual meeting is the perfect place to connect with organizations offering career opportunities. Visit Recruiters Row to meet with employers recruiting during RSNA and make use of the lounge in this area for interviews or one-on-one meetings.

INTERCONNECTED SOLUTIONS

Driven by its commitment to advance radiology today and tomorrow, **Guerbet** has designed a portfolio of interconnected contrast imaging solutions to enhance your decision making at each point of the patient journey from diagnosis, to treatment, to follow-up, so you can focus on what matters most, efficiently improving patient outcomes.



HIGH QUALITY CONTRAST MEDIA

For enhanced clinical decision-making



INNOVATIVE DIGITAL SOLUTIONS

For heightened patient safety and productivity



SMART INJECTION SOLUTIONS

For safe and efficient injections

Visit us at RSNA booth #1308

Guerbet | 

COMMITTED

www.guerbet.com

GU08191193

Startup Showcase

Technical Exhibits, South Hall A, starting at Booth 2468

NEW! RSNA has partnered with MATTER to help discover the startups with the most innovative solutions in radiology. See how these companies are helping advance the rapidly changing world of radiology as they demonstrate emerging and inventive ways to improve your practice and enhance patient care.

RSNA Startup Showcase Spotlight

South Building—Level 1, Room S101AB,

Wednesday, December 4. 1–2:30 PM

Listen in as companies from RSNA's Startup Showcase take the opportunity to tell their stories and give insights into some of the world's most promising technologies. Moderated by MATTER.

Vendor Workshops

Commercial leaders in the industry have reserved classroom space in the Technical Exhibits Halls to conduct classes on their respective proprietary systems. These workshops are not offered for CME credit. See the online Meeting Program at *Meeting.RSNA.org* or use the Meeting App for a complete schedule of classes and locations.

GE Healthcare, South Hall A, Booths 5135, 5140

Siemens Healthineers, North Hall B, Booth 8563

Hologic, Inc, South Hall A, Booth 5119

FujiFilm Medical Systems USA, Inc, South Hall A, Booth 5147

Daily Bulletin: Technical Exhibits Focus Section

Refer to the Technical Exhibits Focus section of the *Daily Bulletin* to learn about some of the newest radiologic technology available and all the happenings in the Technical Exhibits Halls.

Published Sunday through Wednesday, here you'll find information about our specialty showcase areas, daily theater presentations, Corporate Symposia and Vendor Workshops. Plus, the section will contain a complete listing of all the exhibitors, their locations and a full floor plan of the North and South Technical Exhibits Halls.

The *Daily Bulletin* is available each morning throughout McCormick Place and online at *RSNA.org/Bulletin*.



NETWORKING AND EVENTS

5k Fun Run

Arvey Field, South Grant Park, Chicago
Tuesday, December 3, 6:30 AM

Enjoy a 5k event with your colleagues and help fuel radiologic research. Sign up as a runner or walker. Registrations made onsite on December 1 or 2 are \$50. Your sign-up donation will benefit the RSNA R&E Foundation and is fully tax-deductible.



Pickup materials and information at the Fun Run Desk in the Grand Concourse—Level 2.5

Sunday & Monday 7:30 AM–5 PM

- Register
- Receive location information and route map
- Get your t-shirt (while supplies last)

Results will be posted on RSNA.org/Fun_Run on Tuesday afternoon.

Sponsored by:



KONICA MINOLTA

Grand Concourse

The Grand Concourse is a central hub linking the North and South Technical Exhibits Halls and connecting you to Lakeside Center East via the Sky Bridge. Several important meeting amenities can be found in this area, from Information, Hotel Services, Concierge, Fun Run and Metra desks to First Aid, Business Center, Lost & Found, Internet and Charging Stations, a Networking Lounge and entertainment. Be sure to take a photo in front of the giant RSNA letters—a fun way to memorialize your visit! For a complete list of what is included in this area, see the McCormick Place Campus Map on page 45.

Entertainment in the Grand Concourse

Acoustic Artist: Jim Perona

Sunday & Monday 12–2 PM

Grab a cup of coffee or a bite to eat and relax in the Grand Concourse near the North Hall as Jim Perona plays acoustic guitar from a repertoire spanning over 500 years of music. Song selections span from the Renaissance, Baroque, Classical and Romantic eras as well as hits from the past.

Latin Dance by Latin Rhythms Academy of Dance & Performance

Sunday 9:30–10 AM

Kick off RSNA 2019 on an exciting note with a lively performance from Latin Rhythms! Performing popular dances from salsa to mambo to cha cha, you're sure to leave energized to start your meeting experience.

Diverse Radiology for a Diverse World.

Join RSNA today.

Our members are
fostering effective
change for radiology's
future—and so can you.

Together we are creating
radiology that reflects
our world, advances your
career and gives you the
tools you need to succeed.



We Are Radiology. Join RSNA today

[RSNA.org/membership](https://www.rsna.org/membership)

8:30 AM–4:30 PM CT • membership@rsna.org
1-877-RSNA-MEM (776-2636) • 1-630-571-7873

RSNA[®]
Radiological Society
of North America

The Caroling Party

The Caroling Party dressed in Dicken's costumes will spread holiday cheer and entertain you as you leave McCormick Place and venture into Chicago for the evening. Enjoy caroling tunes as you wait for your taxi.

Lakeside Center East—Level 2, Gate 31

Monday 5–6:30 PM

South Building—Level 1, Gate 4

Tuesday 5–6:30 PM

Chicago Diamond Trio

North Building—Level 2, RSNA AI Theater

Sunday 3–5 PM

Relax in the RSNA AI Theater on Sunday afternoon for musical entertainment from Chicago Diamond Trio, one of Chicago's best jazz bands.

Residents Lounge

Learning Center, Lakeside Center East—Level 3

Residents and Fellows, relax and mingle with colleagues from around the world, and enjoy a complimentary lunch Sunday through Thursday, 12 PM.

Happening in the Residents Lounge

Medical Student Session

Sunday 1:30–2:30 PM

Meet with IR and DR Program Directors to learn about applications, interviewing and the residency matching process.

Fellowship Mentorship Session

Monday 10:30–11:30 AM

Senior residents and current fellows share recent experiences involving applications, interviewing and the fellowship matching process.

Escape Room Open House

Monday–Thursday 9–9:45 AM

The Escape Room Open House is for anyone who would like to stop by the Residents Lounge for a sneak peek of the very popular Escape Room offered exclusively to residents. This is your chance to look inside, ask questions and meet the facilitators.

Career Services

The annual meeting is a great place to expand your job search. Capitalize on RSNA career services to find the perfect radiology job or fellowship.

Career Connect

Search postings or create a search agent to receive email notifications as radiology positions become available. Post your résumé so employers can view your job experience. Visit [RSNA.org/Careers](https://www.rsna.org/Careers) to get started.

Returning this year! Career Connect offers an innovative e-networking platform that allows you to connect online and then meet in person! You can indicate that you're at RSNA 2019 and also search for employers that will be onsite and recruiting.

Recruiters Row

Visit the Technical Exhibits South Hall A, starting at booth 1029, to meet with prospective employers. For more information, see page 28.

First-Time Attendee Orientation

[Discovery Theater, Connections Center,
Lakeside Center East—Level 3](#)

Learn how to maximize the annual meeting with your peers and RSNA staff. Attend RSNA's First-Time Attendee Orientation and Welcome on Sunday, December 1, 3–4 PM.

Bistro RSNA and Café RSNA – Lunch

Bistro RSNA and Café RSNA offer you convenient options for a gourmet lunch or food-court style ethnic fare—and perfect locations to network with colleagues. See page 75 for full details.

Wellness Lounge

North Building—Level 2, N230A

HOURS OF OPERATION

Sunday–Thursday 7 AM–6 PM

New this year! The Wellness Lounge is a space dedicated to relaxation and recharging. The room includes yoga mats, aromatherapy, meditative music and refreshments. The room is open daily, with organized yoga sessions available throughout the week.

Yoga sessions are first come, first served. The maximum capacity of participants per session is 25. Participants will be required to sign a waiver before attending any yoga session.

Yoga and Meditation Schedule

Sunrise Yoga; Instructor: Jenny Thiede

Sunday 7:30–8:30 AM

Slow Flow Yoga; Instructor: Jenny Thiede

Sunday 9–10 AM

Meditation Session; Instructor: Todd Combs

Monday 9–10 AM

Light Yoga Flows; Instructor: Todd Combs

Monday 10:30–11:30 AM

Sound Healing Meditation; Instructor: Cassandra Justine

Tuesday 12:15–1:15 PM

Pranayama “Breathing” Meditative Session;

Instructor: Katie Mesha

Tuesday 2:30–3:30 PM

Pranayama “Breathing” Meditative Session;

Instructor: Katie Mesha

Wednesday 9–10 AM

Meditation Session; Instructor: Katie Mesha

Wednesday 10:30–11:30 AM

Light Yoga Flows; Instructor: Todd Combs

Thursday 8–9 AM

Meditation Session; Instructor: Todd Combs

Thursday 9:30–10:30 AM

Restorative Yoga; Instructor: Katie Mesha

Thursday 1–2 PM

The Wellness Lounge schedule is also available in Meeting Central or the Meeting App. Visit Meeting.RSNA.org and filter by “Meeting Extras” for more information.



RSNA Case Collection™

MAKE YOUR MARK IN RADIOLOGY

Share your expertise.
Advance your career.
Enhance your CV.
**Submit to the new
RSNA Case Collection.**

Your case will help build an extensive education
and point of care resource—offering
access to the global radiology community.

All submissions are peer-reviewed and
RSNA-vetted to provide a curated and trusted
resource that aids in diagnosis.

Be among the first to submit a case.
Submissions open January 2020. *Cases.RSNA.org.*

VISIT THE RSNA SHOP

Located in RSNA Connections Center

**Take home great gifts
for family and staff!**



Clothing, Accessories and Souvenirs.
Quantities are limited.

RSNA[®]
Radiological Society
of North America



CONNECTIONS CENTER

Connections Center, Lakeside Center East—Level 3

The perfect location to network with colleagues, the RSNA Connections Center is home to the R&E Booth and Donor Suite, Discovery Theater, RSNA Shop, Membership & Resources and Digital Support, as well as an Information Desk, RSNA Photo Booth and expanded lounge seating.

Digital Support

Visit the Digital Support team to receive one-on-one digital help with Meeting Central, Virtual Meeting, My Agenda, Credit Eval, Diagnosis Live™ or the RSNA 2019 Meeting App. Our friendly staff will also be able to assist you with any mobile connectivity issues, and iOS or Android questions. For your convenience, there are also computers available for your use at the nearby internet station.

Discovery Theater

Throughout the week, the Discovery Theater will host informative programming, entertainment, and the Diagnosis Live™ Resident Competition. Relax and unwind with a lineup of diverse entertainment, including a Broadway quintet, a ukulele band, an acrobatic performance and more! Visit Meeting.RSNA.org or the Meeting App to view the full theater schedule.

Discovery Theater Entertainment

Broadway Classics: Jordan von Haslow & Quintet

Sunday 12–1:10 PM

Add a little Broadway to your day as Jordan von Haslow and his quintet perform the greatest hits from famous musicals. Enjoy both classic and contemporary songs that are sure to brighten your lunch hour.

Acoustic Artist: Melanie Devaney

Monday 12–1 PM

Enjoy the folk-Americana musical stylings of Melanie Devaney. Performing on guitar, she plays her originals as well as covers of songs from The Eagles to Adele.

Ukulele Barrett Band

Tuesday 12–1 PM

Take a journey from the 1920s to the 1980s—ukulele style. Influenced by the likes of Roy Smeck and Johnny Cash, Ukulele Barrett and his band are sure to entertain a variety of musical tastes.

Martin Metzger Flamenco Quartet

Wednesday 12–1 PM

Add a little Spanish flair to your lunch hour as the Martin Metzger Flamenco Ensemble performs vibrant flamenco music. You're sure to leave energized heading into the second half of your day.

Acrobat: Gretchen in Motion

Wednesday 2–3 PM

Gretchen is an innovative circus artist who creates live-action, three-dimensional surrealist paintings through her performances. Specializing in hand balancing, she will add excitement to your afternoon.

Acoustic Artist: Cary Kanno

Thursday 12–1:30 PM

Cary Kanno is a versatile musician with an acoustic solo act consisting of a guitar or ukulele, harmonica and kick drum. His library of over 700 songs covers genres from rock to funk to folk and more—there is sure to be a style for everyone.

Lounge Seating

Sit back and unwind between meeting activities. Ample seating is available where you can enjoy nearby café fare and grab-and-go meals. Meet with friends, enjoy entertainment from the Discovery Theater or savor some quiet time. Recharge your smart phones and other devices by connecting to stations built into lounge tables.

Membership & Resources

Get answers to your questions about membership, journal subscriptions, paying dues and making the most of your membership benefits. Staff will also be available to answer questions on many RSNA services such as international programs, Virtual Meeting, Career Connect and more.

#WeAreRadiology Photo Wall

Help us show the world all of the faces of radiology! Visit the RSNA Photo Booth and we'll snap your picture to include it on our photo wall.

R&E Booth and Donor Suite

Learn more about R&E Foundation activities, including current grant and award recipients, as well as individual, private practice and corporate donors. Donors who have contributed at least \$300 during the giving year or onsite may visit the Suite for access to computers, a coat room, comfortable furniture and refreshments.

Caricatures offered on #GivingTuesday

9 AM–5 PM next to the RSNA Shop

Help change the face of radiology by letting our artists create a caricature of yours! Show your support of the R&E Foundation and receive a fun souvenir of your RSNA 2019 experience.

\$25 per caricature with all proceeds going to the R&E Foundation. Please pay at the RSNA Shop.

Ribbon Pickup

Adjacent to the Membership & Resources Booth

Ribbons will be available for pickup during the annual meeting at the self-serve Ribbon Wall. Because some ribbons require controlled distribution, please ask the RSNA Ribbon Wall attendants if you don't see your ribbon(s) and they will be happy to assist you!

RSNA Photo Booth

Head to the Connections Center to capture your experience at RSNA 2019. Choose from a variety of custom backgrounds, including Chicago cityscapes and RSNA themes and receive a complimentary photo to take home. Professional portraits are available on Monday and Wednesday.

Fun Photos

Sunday, Tuesday and Thursday 9 AM–5 PM
Monday and Wednesday. 12:30–5 PM

Professional Portraits

Monday and Wednesday. 9 AM–12 PM

Professional portraits will be sent via email and optimized for use on LinkedIn, CVs and more.

RSNA Shop

The RSNA Shop is your go-to resource for RSNA branded merchandise and apparel. Branded items this year include holiday ornaments, water tumblers, hats, ties, keychains, t-shirts, fleece, wireless speakers and more. Remember to get a plush stuffed animal for the kids!



McCORMICK PLACE DIRECTORY & MAPS

McCormick Place Parking

There are three main parking lots at McCormick Place. All are in close proximity, within walking distance and ADA accessible. McCormick Place parking garages do not offer in-and-out privileges.

For parking at the North and South Buildings, use Lot A, also known as Martin Luther King Self Park/MLK, located at 2301 S. Prairie Ave. Lot A is automated and open 24/7. The parking rate is \$23 for up to 16 hours and \$36 from 16–24 hours.

For parking at the Lakeside Center East, use Lot C, also known as Lakeside Garage, located on Fort Dearborn Dr. The parking rate is \$23/day.

For economy parking, (requires a short walk to the closest entry—South Building), use Lot B, also known as 31st Street Lot located at 3050 South Moe Drive. The parking rate is \$15/day.

Overnight Parking

Overnight parking is only available in Lot A.

Pre-Paid Parking

A limited number of prepaid guaranteed parking spaces are available at McCormick Place for \$36 per day by advance order of an Attendee Parking Permit. This permit allows access to the garages with in-and-out privileges.

Parking spaces are guaranteed even if lots fill to capacity. To reserve a prepaid parking space, visit McCormickPlace.clickandpark.com.

LAKESIDE CENTER EAST

Level 1

First Aid

Level 2

Airport Express, Gate 37
Arie Crown Theater
Attendee Meeting Materials
Business Center
Charging Station
Coat and Luggage Check
Mamava Nursing Pod
Meeting Rooms, E250-E272
Registration & Badge Pickup
Rideshare, Gate 38
Session Overflow Area
Shuttle Bus, Gates 31-34
Speaker Ready Room, E257
Taxi, Gate 30

Level 3

Meeting Rooms, E350-E353

Level 3, RSNA Connections Center

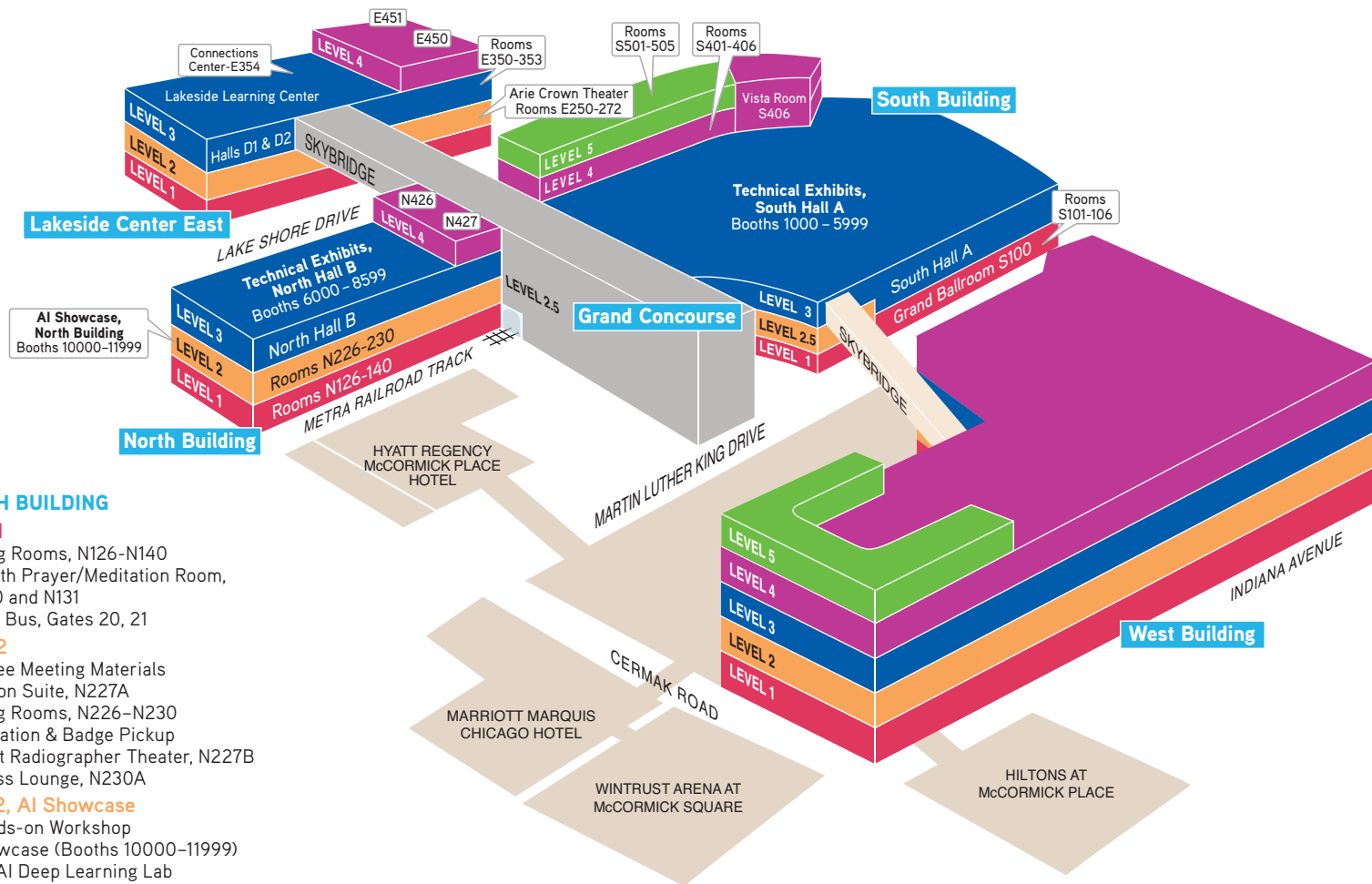
Caricature Artist
Digital Support
Discovery Theater
Information Desk
Internet Station
Membership & Resources
Networking Lounge
Ribbon Pickup
R&E Donor Suite
RSNA Photo Booth
RSNA Shop
Subspecialty & Topic Brochures

Level 3, Learning Center

Case of the Day
Charging Station
Digital Posters
Education Exhibits
Internet Station
NCI Medical Imaging Perception Lab
Quantitative Imaging Biomarkers
Alliance (QIBA)
Residents Lounge
RSNA Case Collection
RSNA Journals - Editorial Offices
Subspecialty & Topic Brochures

Level 4

Meeting Rooms, E450-E451



NORTH BUILDING

Level 1

Meeting Rooms, N126-N140
Interfaith Prayer/Meditation Room,
N130 and N131
Shuttle Bus, Gates 20, 21

Level 2

Attendee Meeting Materials
Lactation Suite, N227A
Meeting Rooms, N226-N230
Registration & Badge Pickup
Student Radiographer Theater, N227B
Wellness Lounge, N230A

Level 2, AI Showcase

AI Hands-on Workshop
AI Showcase (Booths 10000-11999)
RSNA AI Deep Learning Lab
RSNA AI Theater

Level 3, Technical Exhibits, Hall B

3D Printing & Advanced Visualization
Showcase
Bistro RSNA
Radiation Safety Zone
Technical Exhibits (Booths 6000-8599)
Vendor Workshops (Booth 8900)

Level 4

RSNA Board of Directors Office, N427B
Scientific Program/Refresher Course
Committee Office, N426B
Speaker Ready Room, N426A

GRAND CONCOURSE

Level 1

Coat & Luggage Check
Limousine Pickup, Gate 27
Private Charters, Gate 26

Level 2.5

Business Center
First Aid
Fun Run Desk
Internet Station
Mamava Nursing Pod
Metra Train
Premier Lounge

Level 3

Charging Station
Concierge/Restaurant &
Bistro Reservations
Hotel Services Desk
Information Desk
Internet Station
Lost & Found
Subspecialty & Topic Brochures

SOUTH BUILDING

Level 1

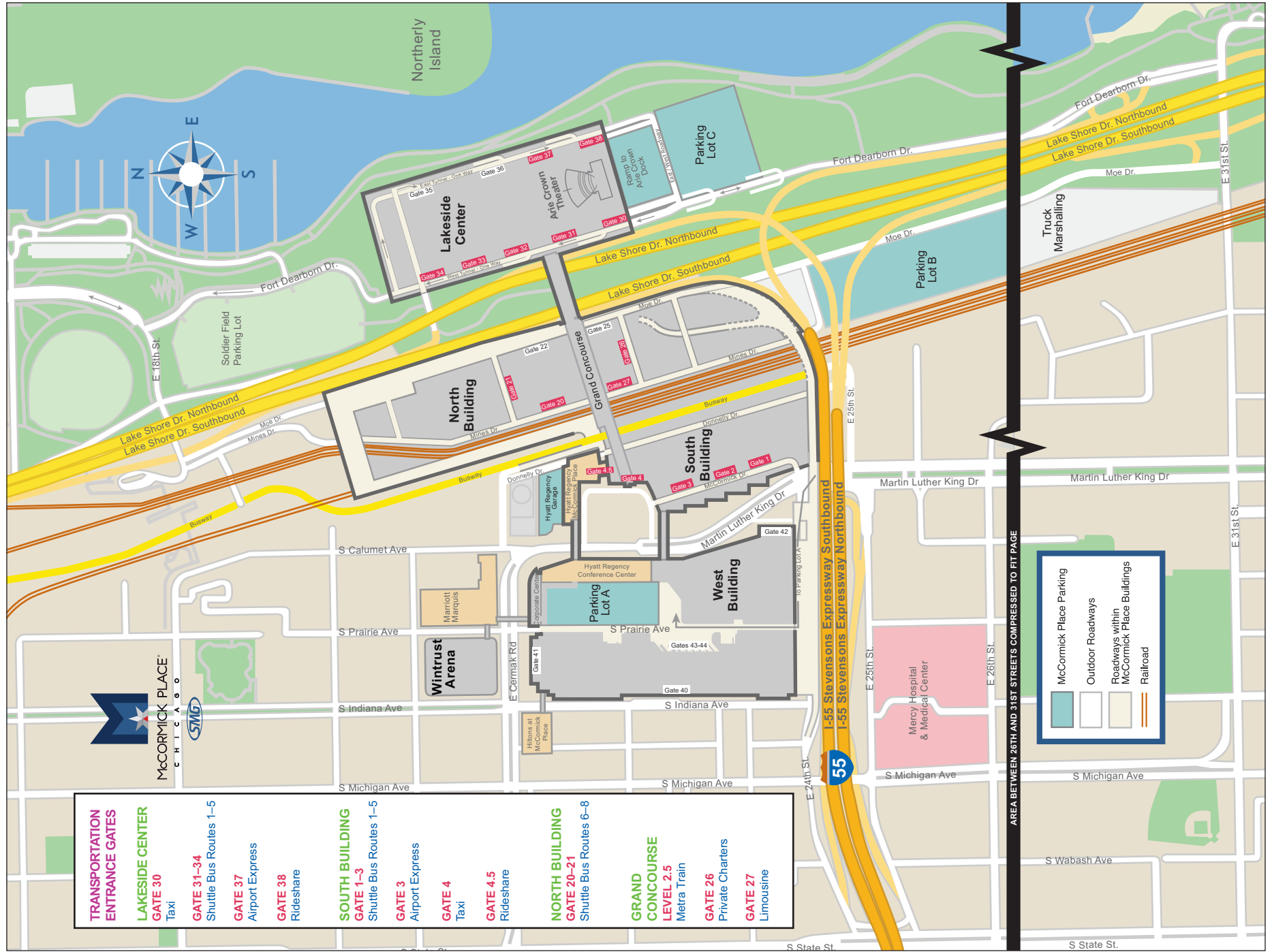
Airport Express, Gate 3
Attendee Meeting Materials
Childcare - Camp RSNA, S106A
Coat and Luggage Check, S100 & Gate 4
Meeting Rooms, S100-S106
Registration & Badge Pickup
Rideshare, Gate 4.5
Shuttle Bus, Gates 1, 2, 3
Taxi, Gate 4

Level 3, Technical Exhibits, Hall A

2020 Exhibitor Space Selection
Bistro RSNA
Café RSNA

First-Time Exhibitor Pavilion
Innovation Theater
IR Zone
Newsroom
Publishers Row
Recruiters Row
Startup Showcase
Technical Exhibits (Booths 1000-5999)
Vendor Workshops
Level 4
Charging Station
Meeting Rooms, S401-S406
Session Overflow Area
Level 5
Meeting Rooms, S501-S505
Session Overflow Area

McCORMICK PLACE AREA MAP



TRANSPORTATION LOCATIONS AT McCORMICK PLACE

	Lakeside Center	South Building	North Building	Grand Concourse
Shuttle Bus Service	Gates 31, 32, 33, 34 (Routes 1-5)	Gates 1, 2, 3 (Routes 1-5)	Gates 20, 21 (Routes 6-8)	
Metra Train				Level 2.5
Taxi	Gate 30	Gate 4		
Limousine				Gate 27
Airport Express	Gate 37	Gate 3		
Private Charters				Gate 26
Rideshare	Gate 38	Gate 4.5		

For convenient access to transit wait times, download the RSNA 2019 Meeting App and click on the “Transportation” link.

SHUTTLE BUS SERVICE

RSNA provides complimentary shuttle bus service between RSNA 2019 hotels and McCormick Place. Shuttle buses make multiple stops before reaching McCormick Place; before boarding, check bus signage to confirm your destination.

Allow a minimum of 40 to 50 minutes from the hotel to the convention center to allow for inclement weather or traffic. For convenient access to transit wait times, download the RSNA 2019 Meeting App and click on the “Transportation” link.

Familiarize yourself with your hotel’s shuttle bus pick-up and drop-off locations and note that your hotel’s pick-up and drop-off location may be at another hotel nearby.

HOURS OF OPERATION

Morning Service to McCormick Place

Departing hotels every 15 to 20 minutes

Sunday–Thursday	7:15–10:30 AM
Friday*	7:15–10:15 AM

Midday Service to and from Hotels

Departing McCormick Place every 30 minutes

Saturday*	11 AM–5:30 PM
Sunday–Thursday	10:30 AM–4 PM
Friday*	10:15 AM–3:30 PM

Evening Service to Hotels

Departing McCormick Place every 15 to 20 minutes

Sunday–Thursday	4–6:30 PM
-----------------------	-----------

* Shuttle service provided to and from Lakeside Center East only.

Shuttle Service for Early Sessions

For those attending 7:15 AM sessions, shuttle service will be provided to McCormick Place, Lakeside Center East only. Pick-ups are at 6:30 or 6:35 AM, Sunday to Friday, depending on your hotel. Please see the sign in your hotel lobby for exact departure time.

McCormick Place Hotel Shuttle Gate Locations

South Building—Level 1

McCormick Place Gates 1–3

Board buses with a **YELLOW** sign (routes 1–5).

Lakeside Center East—Level 2

McCormick Place Gates 31–34

Board buses with a **BLUE** sign (routes 1–5).

North Building—Level 1

McCormick Place Gates 20 and 21

Board buses with an **ORANGE** sign (routes 6–8).

Shuttle Information and Special-Needs

Transportation

Call 1-877-899-0986 for hotel information and special-needs transportation. ADA-compliant equipment is available during regularly scheduled shuttle hours. Reservations should be made at least 20 minutes in advance of desired pick up time.

Transportation managed by:  **RPM**
Rhode Planning & Management Solutions, Inc.

Express Shuttle Bus and Taxi Boarding

Sunday–Tuesday 5–6:30 PM

R&E Foundation donors who have contributed \$1,500 or more during the current giving year may receive priority shuttle bus and taxi boarding during the evening rush hour. Present your donor boarding pass at the R&E Foundation Express Boarding Desk located at the Grand Concourse—Level 1, Gate 4. Boarding passes and other donor benefits will also be available to those who donate at the R&E Foundation Donor Suite.



Shuttle Bus Route & Boarding Location Information

Hotel	Route #	Boarding Point	Boarding Gate at McCormick Place
AC Hotel Chicago Downtown 630 N. Rush Street	3	NW Corner of Grand Ave. & Rush St.	Lakeside 32, South 2
Acme Hotel Company Chicago 15 E. Ohio Street	3	At Hilton Garden Inn, Front Entrance	Lakeside 32, South 2
Allegro Chicago, A Kimpton Hotel 171 W. Randolph Street	6	Front Entrance Across Randolph St.	North 21
Allerton, A Warwick Hotel 701 N. Michigan Avenue	4	Front Entrance	Lakeside 33, South 2
ALOFT Chicago City Center 515 N. Clark Street	3	SE Corner of Illinois St. & State St.	Lakeside 32, South 2
Best Western Grant Park Hotel 1100 S. Michigan Avenue	1	At Hilton Chicago, 8th St. Entrance	Lakeside 31, South 3
Best Western River North Hotel 125 W. Ohio Street	6	Ohio St. Entrance	North 21
The Blackstone Hotel 636 S. Michigan Avenue	1	At Hilton Chicago, 8th St. Entrance	Lakeside 31, South 3
Cambria Chicago Magnificent Mile 166 E. Superior Street	4	At Allerton, A Warwick Hotel, Front Entrance	Lakeside 33, South 2
Chicago Athletic Association Hotel 12 S. Michigan Avenue	1	At Palmer House Hilton Hotel, Wabash Ave. Entrance	Lakeside 31, South 3
Congress Plaza Hotel 520 S. Michigan Avenue	1	Front Entrance	Lakeside 31, South 3
Conrad Chicago Hotel 101 E. Erie Street	4	At Allerton, A Warwick Hotel, Front Entrance	Lakeside 33, South 2
Courtyard Chicago Downtown Magnificent Mile 165 E. Ontario Street	5	At Inn of Chicago, St. Clair St. Entrance	Lakeside 34, South 1
Courtyard Chicago Downtown River North 30 E. Hubbard Street	3	SE Corner of Illinois St. & State St.	Lakeside 32, South 2
DoubleTree Hotel Chicago Magnificent Mile 300 E. Ohio Street	5	Fairbanks Ct. Entrance	Lakeside 34, South 1

Shuttle Bus Route & Boarding Location Information

Hotel	Route #	Boarding Point	Boarding Gate at McCormick Place
Drake Hotel 140 E. Walton Place	4	At Westin Michigan Avenue Hotel, Front Entrance Across Delaware Pl.	Lakeside 33, South 2
Embassy Suites Chicago Downtown/ Magnificent Mile 511 N. Columbus Drive	5	At Sheraton Grand Chicago, Front Entrance Across N. Water St.	Lakeside 34, South 1
Embassy Suites Hotel – Chicago Downtown 600 N. State Street	3	At Hilton Garden Inn, Front Entrance	Lakeside 32, South 2
Eurostars Magnificent Mile (formerly Dana Hotel and Spa) 660 N. State Street	7	Front Entrance	North 20
Fairfield Inn & Suites 216 E. Ontario Street	5	Front Entrance	Lakeside 34, South 1
Fairfield Inn & Suites River North 60 W. Illinois Street	3	SE Corner of Illinois St. & State St.	Lakeside 32, South 2
Fairmont Hotel Chicago 200 N. Columbus Drive	2	Curbside on Columbus Dr.	Lakeside 32, South 3
Four Seasons Hotel 120 E. Delaware Place	4	At Westin Michigan Avenue Hotel, Front Entrance Across Delaware Pl.	Lakeside 33, South 2
The Gray, A Kimpton Hotel 122 W. Monroe Street	8	At W Chicago City Center Hotel, Front Entrance	North 20
The Gwen, a Luxury Collection Hotel, Chicago 521 N. Rush Street	3	NW Corner of Grand Ave. & Rush St.	Lakeside 32, South 2
Hampton Inn & Suites 33 W. Illinois Street	3	SE Corner of Illinois St. & State St.	Lakeside 32, South 2
Hampton Inn Chicago Downtown Magnificent Mile 160 E. Huron Street	4	At Allerton, A Warwick Hotel, Front Entrance	Lakeside 33, South 2
Hampton Inn by Hilton Chicago McCormick Place 123 E. Cermak Road, #100	N/A	Walking Distance to McCormick Place	N/A
Hilton Chicago 720 S. Michigan Avenue	1	8th St. Entrance	Lakeside 31, South 3
Hilton Garden Inn Chicago McCormick Place 123 E. Cermak Road, #300	N/A	Walking Distance to McCormick Place	N/A

Shuttle Bus Route & Boarding Location Information

Hotel	Route #	Boarding Point	Boarding Gate at McCormick Place
Hilton Garden Inn Magnificent Mile 10 E. Grand Avenue	3	Front Entrance	Lakeside 32, South 2
Hilton Suites 198 E. Delaware Place	4	At Westin Michigan Avenue Hotel, Front Entrance Across Delaware Pl.	Lakeside 33, South 2
Holiday Inn & Suites 506 W. Harrison Street	8	SW Corner of Harrison St. & Canal St.	North 20
Holiday Inn Mart Plaza 350 W. Mart Center Drive	6	Curbside on Orleans St., Mart Side	North 21
Home2Suites Chicago 123 E. Cermak Road, #200	N/A	Walking Distance to McCormick Place	N/A
Homewood Suites By Hilton 40 E. Grand Avenue	3	NW Corner of Grand Ave. & Rush St.	Lakeside 32, South 2
Homewood Suites Chicago Downtown Magnificent Mile 152 E. Huron Street	4	At Allerton, A Warwick Hotel, Front Entrance	Lakeside 33, South 2
Hostelling International – Chicago 24 E. Congress Parkway	1	At Congress Plaza Hotel, Front Entrance	Lakeside 31, South 3
Hotel Cass – A Holiday Inn Express 640 N. Wabash Avenue	3	At Hilton Garden Inn, Front Entrance	Lakeside 32, South 2
Hotel Chicago Downtown 333 N. Dearborn Street	6	Curbside on Dearborn St.	North 21
Hotel EMC2, Autograph Collection 228 E. Ontario Street	5	At Fairfield Inn & Suites, Front Entrance	Lakeside 34, South 1
Hyatt Centric Chicago Magnificent Mile 633 N. St. Clair Street	5	At Fairfield Inn & Suites, Front Entrance	Lakeside 34, South 1
Hyatt Place Chicago River North 66 W. Illinois Street	3	SE Corner of Illinois St. & State St.	Lakeside 32, South 2
Hyatt Regency Chicago Hotel 151 E. Wacker Drive	2	Curbside on Wacker Dr., East Tower Entrance	Lakeside 32, South 3
Hyatt Regency McCormick Place Hotel 2233 S. King Drive	N/A	Walking Distance to McCormick Place	N/A

Shuttle Bus Route & Boarding Location Information

Hotel	Route #	Boarding Point	Boarding Gate at McCormick Place
Inn of Chicago 162 E. Ohio Street	5	St. Clair St. Entrance	Lakeside 34, South 1
InterContinental Hotel Chicago 505 N. Michigan Avenue	3	Illinois St. Entrance	Lakeside 32, South 2
JW Marriott 151 W. Adams Street	8	At W Chicago City Center Hotel, Front Entrance	North 20
Kinzie Hotel Chicago 20 W. Kinzie Street	3	SE Corner of Illinois St. & State St.	Lakeside 32, South 2
The Langham, Chicago 330 N. Wabash Avenue	2	At Wyndham Grand Chicago Riverfront, Front Entrance	Lakeside 32, South 3
Loews Hotel Chicago 455 N. Park Drive	5	At Sheraton Grand Chicago, Front Entrance Across N. Water St.	Lakeside 34, South 1
LondonHouse, Chicago 85 E. Upper Wacker Drive	2	At Wyndham Grand Chicago Riverfront, Front Entrance	Lakeside 32, South 3
Marriott Downtown Magnificent Mile 540 N. Michigan Avenue	3	NW Corner of Grand Ave. & Rush St.	Lakeside 32, South 2
Marriott Marquis Chicago 2121 S. Prairie Ave.	N/A	Walking Distance to McCormick Place	N/A
Millennium Knickerbocker Hotel 163 E. Walton Place	4	At Westin Michigan Avenue Hotel, Front Entrance Across Delaware Pl.	Lakeside 33, South 2
Monaco Chicago, A Kimpton Hotel 225 N. Wabash Avenue	2	At Wyndham Grand Chicago Riverfront, Front Entrance	Lakeside 32, South 3
Omni Chicago Hotel 676 N. Michigan Avenue	4	At Allerton, A Warwick Hotel, Front Entrance	Lakeside 33, South 2
Palmer House Hilton Hotel 17 E. Monroe Street	1	Wabash Ave. Entrance	Lakeside 31, South 3
Palomar Chicago, A Kimpton Hotel 505 N. State Street	3	SE Corner of Illinois St. & State St.	Lakeside 32, South 2
Park Hyatt Hotel 800 N. Michigan Avenue	4	At Westin Michigan Avenue Hotel, Front Entrance Across Delaware Pl.	Lakeside 33, South 2

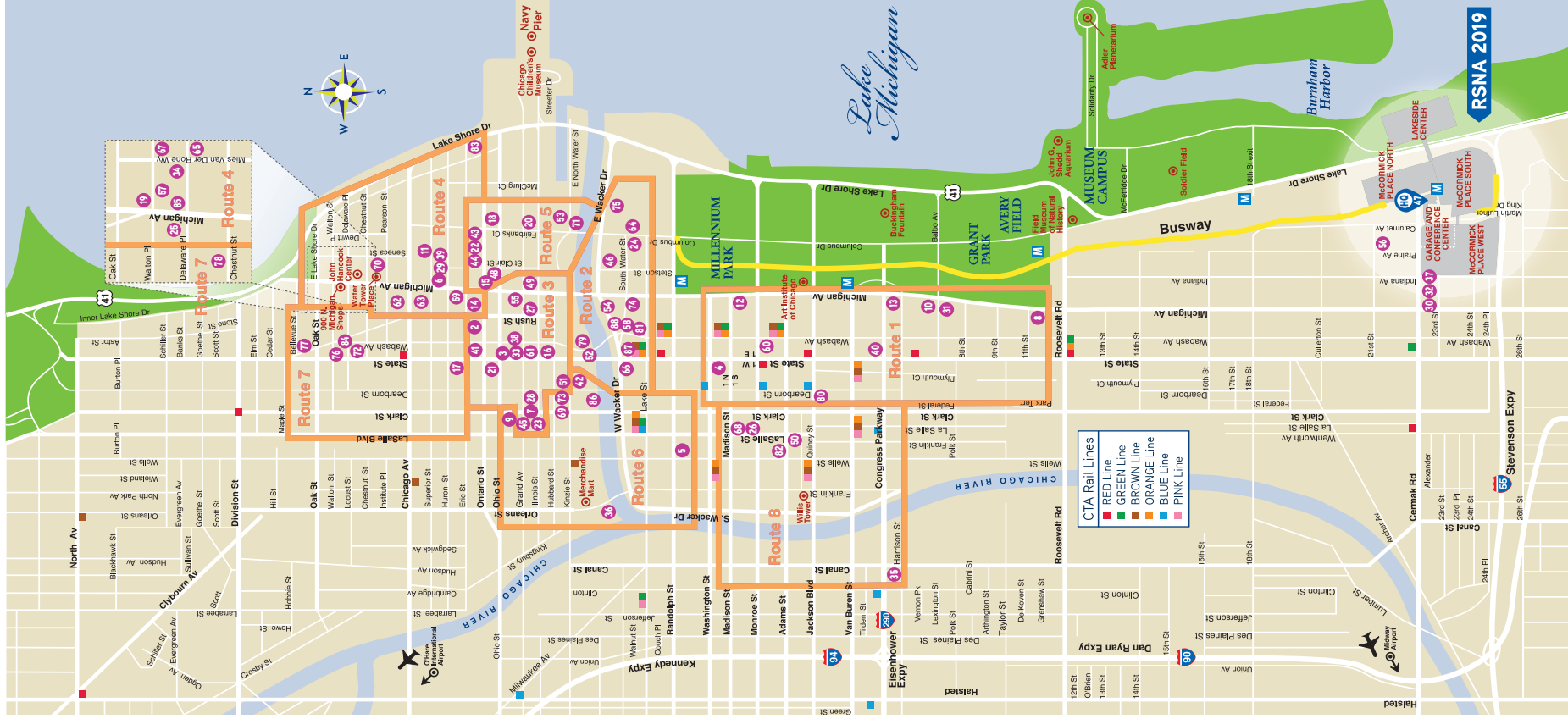
Shuttle Bus Route & Boarding Location Information

Hotel	Route #	Boarding Point	Boarding Gate at McCormick Place
Peninsula Hotel 108 E. Superior Street	4	At Allerton, A Warwick Hotel, Front Entrance	Lakeside 33, South 2
Radisson Blu Aqua Hotel Chicago 221 N. Columbus Drive	2	At Fairmont Hotel Chicago, Curbside on Columbus Dr.	Lakeside 32, South 3
Raffaello Hotel 201 E. Delaware Place	4	At Westin Michigan Avenue Hotel, Front Entrance Across Delaware Pl.	Lakeside 33, South 2
Renaissance Chicago Hotel 1 W. Wacker Drive	2	Curbside on Wacker Dr.	Lakeside 32, South 3
Residence Inn by Marriott Magnificent Mile 201 E. Walton Place	4	At Westin Michigan Avenue Hotel, Front Entrance Across Delaware Pl.	Lakeside 33, South 2
Residence Inn Chicago Downtown Loop 11 S. LaSalle Street	8	At W Chicago City Center Hotel, Front Entrance	North 20
Residence Inn Chicago Downtown River North 410 N. Dearborn Street	6	At Westin River North Chicago Hotel, Clark St. Driveway Across Clark St.	North 21
Ritz-Carlton Chicago Hotel 160 E. Pearson Street	4	At Westin Michigan Avenue Hotel, Front Entrance Across Delaware Pl.	Lakeside 33, South 2
Sheraton Grand Chicago 301 E. North Water Street	5	Front Entrance Across North Water St.	Lakeside 34, South 1
Sofitel Chicago Water Tower Hotel 20 E. Chestnut Street	7	Curbside on State St. at Chestnut St., Heading South	North 20
Springhill Suites Chicago Downtown River North 410 N. Dearborn Street	6	At Westin River North Chicago Hotel, Clark St. Driveway Across Clark St.	North 21
St. Jane Chicago 230 N. Michigan Avenue	2	At Wyndham Grand Chicago Riverfront, Front Entrance	Lakeside 32, South 3
StayPinapple The Loop Chicago 1 W. Washington Street	1	At Palmer House Hilton Hotel, Wabash Ave. Entrance	Lakeside 31, South 3

Shuttle Bus Route & Boarding Location Information

Hotel	Route #	Boarding Point	Boarding Gate at McCormick Place
Swissôtel Chicago 323 E. Wacker Drive	2	At Hyatt Regency Chicago Hotel, Curbside on Wacker Dr., East Tower Entrance	Lakeside 32, South 3
Talbott Hotel 20 E. Delaware Place	7	Curbside on State St. at Chestnut St., Heading South	North 20
Thompson Chicago 21 E. Bellevue Street	7	Curbside on State St. at Bellevue Pl., Heading South	North 20
Tremont Hotel 100 E. Chestnut Street	7	Curbside on State St. at Chestnut St., Heading South	North 20
Trump International Hotel and Tower 401 N. Wabash Avenue	2	At Wyndham Grand Chicago Riverfront, Front Entrance	Lakeside 32, South 3
Union League Club 65 W. Jackson Boulevard	1	At Palmer House Hilton Hotel, Wabash Ave. Entrance	Lakeside 31, South 3
Virgin Hotels Chicago 203 N. Wabash Avenue	2	At Wyndham Grand Chicago Riverfront, Front Entrance	Lakeside 32, South 3
W Chicago City Center Hotel 172 W. Adams Street	8	Front Entrance	North 20
W Lake Shore Drive Hotel 644 N. Lake Shore Drive	4	Front Entrance, Curbside on Lakeshore Dr.	Lakeside 33, South 2
Waldorf Astoria Chicago 11 E. Walton Street	7	Curbside on State St. at Chestnut St., Heading South	North 20
Westin Michigan Avenue Hotel 909 N. Michigan Avenue	4	Front Entrance Across Delaware Pl.	Lakeside 33, South 2
Westin River North Chicago Hotel 320 N. Dearborn Street	6	Clark St. Driveway Across Clark St.	North 21
theWit Chicago 201 N. State Street	2	At Renaissance Chicago Hotel, Curbside on Wacker Dr.	Lakeside 32, South 3
Wyndham Grand Chicago Riverfront 71 E. Wacker Drive	2	Front Entrance	Lakeside 32, South 3

DOWNTOWN CHICAGO HOTELS AND SHUTTLE BUS ROUTES



Hyatt Regency McCormick Place Hotel Headquarters Hotel

- 2 AC Hotel Chicago Downtown
- 3 Acme Hotel Company Chicago
- 4 Staypineapple The Loop Chicago
- 5 Allegro Chicago, a Kimpton Hotel
- 6 Allerton, a Warwick Hotel
- 7 ALOFT Chicago City Center
- 8 Best Western Grant Park Hotel
- 9 Best Western River North Hotel
- 10 The Blackstone Hotel
- 11 Cambria Chicago Magnificent Mile
- 12 Chicago Athletic Association Hotel
- 13 Congress Plaza Hotel
- 14 Conrad Chicago
- 15 Courtyard Chicago Downtown Magnificent Mile
- 16 Courtyard Chicago Downtown River North
- 17 Eurostars Magnificent Mile (formerly Dana Hotel and Spa)
- 18 DoubleTree Hotel Chicago Magnificent Mile
- 19 Drake Hotel
- 20 Embassy Suites Chicago Downtown Magnificent Mile
- 21 Embassy Suites Hotel Chicago Downtown
- 22 Fairfield Inn and Suites Chicago Downtown Magnificent Mile
- 23 Fairfield Inn and Suites Chicago Downtown River North
- 24 Fairmont Hotel Chicago
- 25 Four Seasons Hotel
- 26 The Gray, a Kimpton Hotel
- 27 The Gwen, a Luxury Collection Hotel, Chicago
- 28 Hampton Inn and Suites
- 29 Hampton Inn Chicago Downtown Magnificent Mile
- 30 Hampton Inn Chicago McCormick Place
- 31 Hilton Chicago
- 32 Hilton Garden Inn Chicago McCormick Place
- 33 Hilton Garden Inn - Magnificent Mile
- 34 Hilton Suites
- 35 Holiday Inn & Suites
- 36 Holiday Inn Mart Plaza
- 37 Home2Suites Chicago McCormick Place
- 38 Homewood Suites By Hilton
- 39 Homewood Suites Chicago Downtown Magnificent Mile
- 40 Homestling International - Chicago
- 41 Hotel Cass - a Holiday Inn Express
- 42 Hotel Chicago Downtown
- 43 Hotel EMC2, Autograph Collection
- 44 Hyatt Centric Chicago Magnificent Mile
- 45 Hyatt Place Chicago River North
- 46 Hyatt Regency Chicago Hotel
- 47 Hyatt Regency McCormick Place Hotel
- 48 Inn of Chicago
- 49 InterContinental Hotel Chicago
- 50 JW Marriott
- 51 Kinzie Hotel Chicago
- 52 The Langham Chicago
- 53 Loews Hotel Chicago
- 54 LondonHouse Chicago
- 55 Marriott Downtown Magnificent Mile
- 56 Marriott Marquis Chicago
- 57 Millennium Knickerbocker Hotel
- 58 Monaco Chicago, a Kimpton Hotel
- 59 Omni Chicago Hotel
- 60 Palmer House Hilton Hotel
- 61 Palomar Chicago, a Kimpton Hotel
- 62 Park Hyatt Hotel
- 63 Peninsula Hotel
- 64 Radisson Blu Aqua Hotel Chicago
- 65 Raffaello Hotel
- 66 Renaissance Chicago Hotel
- 67 Residence Inn By Marriott Magnificent Mile
- 68 Residence Inn Chicago Downtown Loop
- 69 Residence Inn Chicago Downtown River North
- 70 Ritz-Carlton Chicago Hotel
- 71 Sheraton Grand Chicago
- 72 Sofitel Chicago
- 73 Springhill Suites Chicago Downtown River North
- 74 St. Jane Chicago
- 75 Swissotel Chicago
- 76 Talbot Hotel
- 77 Thompson Chicago
- 78 Tremont Hotel
- 79 Trump International Hotel and Tower
- 80 Union League Club
- 81 Virgin Hotels Chicago
- 82 W Chicago City Center Hotel
- 83 W Lake Shore Drive Hotel
- 84 Waldorf Astoria Chicago
- 85 Westin Michigan Avenue Hotel
- 86 Westin River North Chicago Hotel
- 87 theWit - a DoubleTree Hotel
- 88 Wyndham Grand Chicago Riverfront

* All hotel locations are approximate

METRA ELECTRIC TRAIN SYSTEM

Ride the Metra electric trains for free at select downtown Chicago stations. Stations are located within walking distance of many hotels; trains run from downtown stations (Millennium Station, Van Buren Street and Museum Campus/11th Street) to the McCormick Place station in only seven minutes.

Pick up your free Metra ticket at any Information Desk or at the Metra Information Desk, Grand Concourse—Level 2.5.

Station Information

- **Millennium station**, 151 N. Michigan Ave.
The Millennium station is below ground on Michigan Avenue between South Water and Randolph Streets. Street level access is on Michigan Avenue at the southwest corner at Randolph Street.
- **Van Buren Street station**, 132 E. Van Buren St.
The Van Buren Street station is below ground on Michigan Avenue between Jackson and Van Buren Streets. Street access is on Michigan Avenue at the northeast, northwest and southwest corners at Van Buren Street.
- **Museum Campus/11th Street station**
The Museum Campus/11th St. station is on Michigan Avenue at 11th Street with street access on the east side of Michigan Avenue on the 11th Street bridge.
- **McCormick Place station**
The station within McCormick Place is underground and accessible from the west side of the Grand Concourse—Level 2.5. Look for the Metra Information Desk near the entrance.

The Prudential Building on Randolph Street also offers access to Metra trains.

Indoor access to Metra is available via the South Water Street exit, through the Illinois Center, from the following hotels: Hyatt Regency Chicago, Fairmont, Radisson Blu Aqua Hotel and Swissotel Chicago.

Trains begin operation before 6 AM and run past midnight. Visit metrarail.com for complete train timetables.

If you are looking for Chicago public transportation maps and schedules outside of RSNA routes, download the Chicago Ventra App or visit ventrachicago.com for more information.

ADDITIONAL TRANSPORTATION OPTIONS

Taxi Service

Taxis are plentiful throughout the city of Chicago. Taxi service can cost approximately \$5 to \$30 per ride, plus tip, depending on distance. Taxis do not offer flat rates into the city. The average fare from the airport to the city is \$30 to \$40.

For wheelchair accessible vehicles, please call United Dispatch at 1-800-281-4466.

Rideshare

Shared ride providers like Uber, Lyft and Curb are popular modes of transportation throughout Chicago. Rideshare pick-up stations at McCormick Place are located at:

- **South Building: Gate 4.5**
- **Lakeside Center: Gate 38**

Public Transit

Chicago's rail system consists of train lines spanning the city and is known as the "L", short for "elevated" train. In many parts of the world, this system is also referred to as a "subway" or "metro."

The Cermak-McCormick Place Green Line station offers attendees an additional way to leave the McCormick Place campus with stops convenient for those staying in hotels south of the Chicago River. The Cermak-McCormick Place Green Line Station is located at 12 E. Cermak Rd. (between State St. and Wabash Ave.), two blocks northwest of the West Building, Gate 41.

GO Airport Express—Airport Shuttle Service

1-888-284-3826

GO Airport Express offers shuttle service to Chicago O'Hare & Chicago Midway International Airports from McCormick Place, with fares starting at \$25. Reservations are recommended.

Lakeside Center East, Gate 37

South Building, Gate 3

HOURS OF OPERATION

Tuesday–Thursday 12–6:30 PM

Friday (*Lakeside Center East Only*) 10 AM–3:30 PM

GO Airport Express is proud to donate a portion of all proceeds raised during the meeting to the RSNA R&E Foundation.



MEETING SERVICES

The RSNA Scientific Assembly and Annual Meeting is the official meeting of the Radiological Society of North America. RSNA is a registered trademark of the Radiological Society of North America.

RSNA 2019 Meeting Program Available Through:



RSNA 2019 MOBILE APP

(iOS/Android)



RSNA 2019 WEBSITE

Meeting.RSNA.org

RSNA Hours of Operation

CONNECTIONS CENTER—LAKESIDE CENTER EAST—LEVEL 3

Saturday 11:30 AM–5:30 PM

Sunday–Thursday 7:30 AM–6 PM

Friday 7:30 AM–3:30 PM

LEARNING CENTER—LAKESIDE CENTER EAST—LEVEL 3

Sunday–Thursday 7:30 AM–6 PM

Friday 7:30 AM–12:30 PM

TECHNICAL EXHIBITS

SOUTH HALL A and NORTH HALL B—LEVEL 3,

AI SHOWCASE, NORTH HALL—LEVEL 2

Sunday–Wednesday 10 AM–5 PM

Thursday 10 AM–2 PM

ATMs

Cash machines are available in the following locations:

- Lakeside Center East—Level 2, near the Arie Crown Box Office
- North Building—Level 2, near McDonald's
- South Building—Level 2.5, in the Convenience Center
- West Building—Level 1, near the Transportation Center

All cash machines accept American Express, VISA, MasterCard, Cirrus and Plus.

Badge Information

For the safety and security of all RSNA attendees:

- Badge is non-transferrable and must be worn/displayed at all times while at McCormick Place.
- Misuse or misrepresentation of badge is strictly prohibited.
- Children under 16 years of age are not permitted in the exhibit halls or sessions.
- Government issued ID may be requested to verify identity.
- All bags, packages and luggage are subject to random search by RSNA security officials.
- Do not leave personal items unattended.
- Dial 1-312-791-6060 or 6060 from any house phone for all emergencies.

Exhibitors and family members are allowed access to session rooms, if space permits, after all professional registrants have been seated. CME credit is not tracked or awarded. Exhibitor personnel or family members wishing to obtain CME/CE credit must register as a full conference professional attendee and pay the applicable registration fee.

Your badge serves as a virtual business card and is encoded with the demographic information you provided during registration. Upon request, exhibitors may scan your badge to access your contact information. Your badge contains beacon technology to verify your attendance, simplify the CME process and permit RSNA to gather data to better understand, in aggregate, the effectiveness of the meeting. Please visit registration for assistance with questions about beacon technology.

To opt out of this technology, please visit any registration location.

Badges are color coded:

Orange

Members	Member, Member-in-Training, Student Member, AAPM Member, Family Member
Non-members	Physician, Resident/Trainee, Student, Invited Guest, Physicist, Radiology Support Personnel, Hospital/Facility Executive, Commercial R&D Personnel, Industry Personnel, Healthcare Consultant, Technical Exhibits Only, Family Member

Green

Exhibitor, Distributor

White

Staff, Contractor, Press

Badge icons:

Dining
Ticket

Premium or Executive
Registration Package



In the event that you lose or forget your badge, there will be one complimentary reprint. Thereafter, a fee of \$50 will apply for any additional badge reprints. This reprint fee applies to all registrants. A valid photo ID is required.

Premium and Executive Registrants enjoy these special benefits:

Priority taxi boarding, 5 Bistro RSNA tickets, a 25% discount at the RSNA Shop and exclusive RSNA Premier Lounge access. Remember, Premium Package holders also have access to the Virtual Meeting through April 30, 2020.

RSNA's Premier Lounge is accessible to attendees registered in the Premium or Executive packages and is located in the Grand Concourse—Level 2.5.

Business Centers

Operated by FedEx Office

1-312-949-2100

Grand Concourse—Level 2.5

HOURS OF OPERATION

Saturday	8:30 AM–5 PM
Sunday–Wednesday	8 AM–5 PM
Thursday	8:30 AM–6 PM
Friday	8:30 AM–5 PM

Lakeside Center East—Level 2 near Gate 31

HOURS OF OPERATION

Saturday	8:30 AM–4 PM
Sunday–Wednesday	8 AM–4 PM
Thursday	8:30 AM–5 PM
Friday	8:30 AM–3:30 PM

Career Connect

(see Career Services, page 35)

Charging Stations

Personal device charging stations are available in the following locations:

- Grand Concourse—Level 3, Lobby
- South Building—Level 2.5
- South Building—Level 4
- Lakeside Center East—Level 2, Lobby
- Lakeside Center East—Level 3, Learning Center
- Lakeside Center East—Level 3, Connections Center

Childcare—Camp RSNA

South Building—Level 1, S106A

Sunday–Thursday	8 AM–6:30 PM
---------------------------	--------------

Camp RSNA childcare is available for children 6 months–12 years. Onsite registration is subject to availability. Stop by or call 1-312-791-6604 to register.

Note: Camp RSNA provides an area for nursing mothers. Additional lactation areas are available. Please see page 65 for locations.

Child Policy

To uphold the professional and educational standards of the RSNA annual meeting, children under 16 years of age are not permitted in the exhibit halls or sessions and will not receive a badge.

Coat and Luggage Check (Complimentary)

South Building—Level 1, S100C

GREEN claim checks

South Building—Level 1, Gate 4

RED claim checks

Grand Concourse—Level 1, Gates 26/27

BLUE claim checks

Lakeside Center East—Level 2 Lobby

YELLOW claim checks

HOURS OF OPERATION

Saturday* 11 AM–5:30 PM

Sunday–Thursday 6:45 AM–6:30 PM

Friday* 6:45 AM–3:30 PM

**Lakeside Center East only*

For identification, leave a business card in a pocket of checked items. Items left after coat check hours may be claimed at McCormick Place Security.

Note: Coat Check locations will not accept fur coats. Fur storage is available in the RSNA North Security Office, Grand Concourse—Level 3 Lobby.

Concierge Desk

Grand Concourse—Level 3

1-312-791-6270

HOURS OF OPERATION

Saturday 11:30 AM–5:30 PM

Sunday–Thursday 9 AM–6 PM

Local hospitality experts will recommend restaurants and city attractions, make dining reservations and offer concierge services. See the Dining Guide on page 75 for information on dining at McCormick Place.

Digital Support

Connections Center, Lakeside Center East—Level 3

Visit the Digital Support team to receive one-on-one digital help with Meeting Central, Virtual Meeting, My Agenda, Credit Eval, Diagnosis Live™ or the RSNA 2019 Meeting App. Our friendly staff will also assist you with any mobile connectivity issues, along with iOS or Android questions.

First Aid (Non-Emergencies)

Fully equipped first aid stations are staffed by licensed medical professionals and located throughout McCormick Place:

North and South Buildings

Grand Concourse—Level 2.5

Lakeside Center East

Level 1

For all emergencies—fire, police, and medical—dial 1-312-791-6060 or 6060 from any house phone.

After notifying emergency personnel, notify RSNA security at 1-312-791-6640 or 6640 from any house phone.

Health Clinic

The following clinic locations are closest to McCormick Place (hours vary by day):

- Walgreens, 3405 S. Martin Luther King Dr.,
1-312-326-4058
- CVS, 137 S. State St., 1-312-609-1215

Hotel Services Desk

Grand Concourse—Level 3

1-312-791-6624

Visit the Hotel Services Desk for assistance with your 2019 hotel reservations and to make 2020 reservations. Plan ahead and reserve your hotel for RSNA 2020. The earlier you reserve, the better the selection and the more you save!

HOURS OF OPERATION

Saturday 11:30 AM–5:30 PM

Sunday–Thursday 7:30 AM–6 PM

Image Wisely®

Take the annual pledge to Image Wisely®. Stop by any of the following booths to learn more, take the pledge and pick up your “I pledged to Image Wisely” ribbon:

- RSNA Membership and Resources, Connections Center, Lakeside Center East—Level 3
- AAPM Booth 1109—South Hall A
- ACR Booth 3316—South Hall A
- ASRT Booth 1112G and 2508—South Hall A

Information Desks

Visit RSNA staff for answers to your annual meeting questions.

Grand Concourse—Level 3

1-312-791-6623

Connections Center, Lakeside Center East—Level 3

1-312-949-3203

HOURS OF OPERATION

Saturday 11:30 AM–5:30 PM

Sunday–Thursday 7:30 AM–6 PM

Friday* 7:30 AM–3:30 PM

**Connections Center location only*

Interfaith Prayer/Meditation Room

North Building—Level 1, N130 and N131

Sunday–Thursday 7 AM–6 PM

Friday 7 AM–3 PM

Internet Stations

Grand Concourse—Level 2.5 and Level 3

Connections Center, Lakeside Center East—

Level 3, next to Digital Support

Learning Center, Lakeside Center East—Level 3

Computers are available at internet stations throughout McCormick Place. Use these computers to access RSNA 2019 Meeting Central (*Meeting.RSNA.org*) for the most current meeting and exhibitor information.

Lactation Suite

North Building—Level 2, N227A

This suite is a private and secure space for nursing mothers, offering comfortable seating, convenient access to power and refrigerated storage.

Additional lactation areas are available at these locations:

- *Camp RSNA, South Building—Level 1, S106A*
- *Mamava Nursing Pod, Grand Concourse—Level 2.5*
- *Mamava Nursing Pod, Lakeside Center East—Level 2*

Lost & Found

RSNA Security Office, Grand Concourse—Level 3 Lobby

1-312-791-6637

Lost items may be picked up at the RSNA Security Office located in the Grand Concourse—Level 3 Lobby. After the meeting, all unclaimed articles will be returned to the RSNA Staff Headquarters office. Please call 1-630-571-2670 or email reginfo@rsna.org after the meeting.

Media/Newsroom

Technical Exhibits, South Hall A (Northwest corner)—Level 3

1-312-791-6610

HOURS OF OPERATION

Saturday	3–5 PM
Sunday–Wednesday	8 AM–5 PM
Thursday	8 AM–2 PM

All media representatives must register in the Newsroom to receive a press badge.

Photography and Recording Guidelines

No photographs or recordings, please! Please be respectful to the presenter and the audience—no photographs or video recording in meeting rooms. Please silence your phones.

Photography and video recording will be used throughout McCormick Place. By registering, you acknowledge the possibility of being photographed or filmed and give RSNA consent to use your image for marketing or promotional purposes. Email privacy@rsna.org with any questions.

Press Releases

Information about RSNA 2019 presented to the media will be featured in the Newsroom section of RSNA.org/Annual-Meeting.

Registration and Badge Pickup

All badges must be printed at any of the three designated registration locations in McCormick Place or at the badge pickup kiosks at designated hotels. New registrants may also complete their registration at a registration desk or online at RSNA.org/Register before picking up their badges. A valid photo ID is required.

To uphold the professional and educational standards of the RSNA annual meeting, children under 16 years of age are not permitted in the exhibit halls or sessions and will not receive a badge.

North Building—Level 2

HOURS OF OPERATION

Saturday–Thursday 7 AM–5 PM

South Building—Level 1

Lakeside Center East Building—Level 2

HOURS OF OPERATION

Saturday 11:30 AM–5 PM

Sunday–Thursday 7 AM–5 PM

Friday* 7 AM–12 PM

**Lakeside Center East Building—Level 2 Only*

Badge Pickup—Hotel Kiosks

Hilton Chicago, 720 S. Michigan Avenue

Hyatt Regency Chicago, 151 E. Wacker Drive

InterContinental Hotel Chicago, 505 N. Michigan Avenue

Westin Michigan Avenue, 909 N. Michigan Avenue

HOURS OF OPERATION

Saturday 12–8 PM

Sunday 6 AM–8 PM

Badge Reprint Policy

In the event that you lose or forget your badge, there will be one complimentary reprint and thereafter, a fee of \$50 will apply for any additional badge reprints. This reprint fee applies to all registrants. A valid photo ID is required.

Restaurant Reservations

See Concierge Desk on page 62.

Ribbon Pickup

Membership & Resources, Connections Center, Lakeside Center East—Level 3

Ribbons will be available for pick up during the annual meeting at the self-serve Ribbon Wall. If you are eligible for ribbons, you received an email in November indicating which ribbons may be picked up. Please ask the RSNA Ribbon Wall attendants if you don't see your ribbon(s) and they will be happy to assist you!

Room Numbers

For the most up-to-date session room numbers, access the following meeting resources or visit an Information Desk in the Grand Concourse Lobby or Connections Center:

Meeting App (iOS/Android): Download the RSNA 2019 Meeting App for access to the Meeting Program, Agenda Planner, Peer Finder, Exhibitor List, McCormick Place Maps and our newly added feature of Turn-by-Turn instructions inside McCormick Place.

Meeting Central: Visit *Meeting.RSNA.org* to customize your RSNA 2019 itinerary. Select “Browse the Program” to filter scientific presentations and other events by radiologic subspecialty. Add selected courses to My Agenda to facilitate your daily meeting plan.

Subspecialty & Topic Brochures: As an added convenience, RSNA offers printed subspecialty and topic brochures in the Learning Center and Connections Center, Lakeside Center East—Level 3, and Grand Concourse—Level 3.

Interpreting Room Numbers

- The first letter in the meeting room number—N, S, E, W—stands for the North, South, East (also called Lakeside Center East), or West Building.
- The first digit of the meeting room number—1, 2, 3, 4, 5—is the building level number.
- The last two digits specify the exact room number.
- Some meeting rooms have divider walls, which creates smaller spaces. These will have an A, B, C, or D following the room number.

Example: N227 = North Building, Level 2, Room 27

RSNA Events Calendar

The RSNA Online Events Calendar ([RSNA.org/Calendar](https://www.rsna.org/Calendar)) is available for non-profit associations and affiliates to post radiology-related events, course information and educational activities during the annual meeting. Printed or handwritten announcements will not be accepted. All submissions will be reviewed before posting; please allow 24 to 48 hours for approval.

RSNA Journals—Editorial Offices

Learning Center, Lakeside Center East—Level 3

1-312-949-3200

When it comes to the most current, clinically relevant and highest quality research in the field of medical imaging, RSNA Journals are your definitive, go-to resource. Visit editorial offices for *RadioGraphics*, *Radiology*, and three new journals launched in 2019.

Also stop by Publishers Row in the Technical Exhibits South Hall A to explore the work of top medical publishers offering the newest radiology education hot off the presses.

RadioGraphics, Jeffrey S. Klein, MD, Editor

With more than one million CME credit certificates issued since 2000, *RadioGraphics* is the top journal devoted to continuing medical education in radiology.

Radiology, David A. Bluemke, MD, Editor

Radiology is the premier journal in the field, featuring original peer-reviewed research and state-of-the-art reviews.

New Journals Launched in 2019

Radiology: Artificial Intelligence, Charles E. Kahn, Jr., MD, MS, Editor

Radiology: Artificial Intelligence highlights the emerging applications of machine learning and artificial intelligence in the field of imaging across multiple disciplines.

Radiology: Cardiothoracic Imaging, Suhny Abbata, MD, FACR, FSCCT, Editor

Radiology: Cardiothoracic Imaging emphasizes research advances and technical developments in medical imaging that drive cardiothoracic medicine.

Radiology: Imaging Cancer, Gary D. Luker, MD, Editor
Radiology: Imaging Cancer covers the best clinical and translational cancer imaging studies across organ systems and modalities, including leading-edge technological developments.

Learn More About RSNA Journals

Attend Discovery Theater presentations and meet the editors in-person at the RSNA Publications Booth 1119 in the Technical Exhibits South Hall A.

Discovery Theater Journal Presentations

Discovery Theater, Lakeside Center East—Level 3

- *RadioGraphics* Features for Readers, Presented by Dr. Jeffrey S. Klein, Monday, 9 to 9:30 AM
- *Radiology: Imaging Cancer*, Presented by Dr. Gary D. Luker, Monday 9:35 to 10 AM

Editor Meet and Greets

Technical Exhibits, South Hall A, Booth 1119

- Meet Dr. Gary D. Luker, Editor, *Radiology: Imaging Cancer*, Monday, 10:30 AM
- Meet Dr. Mariam Moshiri, Editor, RSNA Case Collection, Monday, 1 PM
- Meet Dr. Charles E. Kahn, Editor, *Radiology: Artificial Intelligence*, Monday, 2 PM
- Meet Dr. Suhny Abbara, Editor, *Radiology: Cardiothoracic Imaging*, Tuesday, 11 AM
- Meet Dr. David Bluemke, Editor, *Radiology*, Wednesday, 1 PM

Smoking Policy

In accordance with the City of Chicago Fire Department and City of Chicago, smoking is not permitted inside McCormick Place. If you wish to smoke, please follow signs to the designated areas outside of the building.

Please note: this policy applies to tobacco products, as well as any form of electronic nicotine delivery system.

Water Bottle Refill Stations

Water bottle refill stations are located at:

- Lakeside Center East—Level 3, near E350
- North Building—Level 2, by the restrooms near Connie's and McDonald's
- South Building—Level 2.5, by the restrooms
- West Building—Level 3, by the Central Concourse restrooms

Wellness Lounge

North Building—Level 2, N230A

Take time out to rest and recharge in our newest lounge. For more information, see page 36.

Wheelchair and Scooter Rental

South Building, Gate 4 (near coat check)

Lakeside Center East—Level 2

HOURS OF OPERATION

Sunday–Thursday 6:45 AM–6:15 PM

Power operated vehicles (scooters) are available for rent for \$50 per day; manual wheelchairs for \$20 per day.

For accessible shuttle bus transportation, call 1-877-899-0986.

Reservations should be made at least 20 minutes in advance of desired pick-up time.



INTERNATIONAL ATTENDEES

Interpretation Services

The official language of the RSNA annual meeting is English; however, interpreters will be available to answer questions in Chinese, Dutch, French, German and Spanish at the Information Desks. Visit any Information Desk for translation services.

Country Presents

This year, RSNA has selected India and Egypt as part of the RSNA Country Presents program. Attendees from these countries will receive special recognition at Country Presents education sessions. Plan to attend these sessions:

India Presents: Indian Radiology—Serving a Billion Population

Monday, December 2 10:30 AM–12 PM

Egypt Presents: Radiology in Egypt—Case-Based Approach

Tuesday, December 3 10:30 AM–12 PM

You'll also find participating societies and exhibitors from these countries throughout the exhibit halls, allowing you to learn more about radiology practices and advances from these areas of the world.

Visit the Indian Radiological and Imaging Association (IRIA) at Booth #1220 and the Egyptian Society of Radiology & Nuclear Medicine (ESRNM) at Booth #1120, as well as many exhibiting companies from these countries located throughout the North and South Halls.

Visit *Meeting.RSNA.org* for additional details.

Navigating RSNA and Chicago

Discovery Theater, Connections Center,
Lakeside Center East—Level 3

Sessions for navigating the annual meeting and exploring the city of Chicago are available on Sunday en español, en français and em português. Each session, presented by a veteran RSNA attendee, will provide networking opportunities and insider tips, and allow you to gain insight into the meeting program—from the French, Latin American, or Brazilian perspective.

Sunday

Session en español 9–9:30 AM

Session en français 9:35–10:05 AM

Session em português 10:10–10:40 AM

RSNA on a Budget

Discovery Theater, Connections Center,
Lakeside Center East—Level 3

Sunday 2–2:15 PM

This session will provide attendees tips on how to attend the RSNA annual meeting and enjoy Chicago on a tight budget.

Accreditation and Designation Statements— International Attendees

The Radiological Society of North America (RSNA®) is accredited by the Accreditation Council for Continuing Medical Education (ACCME) to provide continuing medical education for physicians.

RSNA designates this live activity for a maximum of 94.00 *AMA PRA Category 1 Credits™*. Physicians should claim only the credit commensurate with the extent of their participation in the activity.

International attendees

CME credits may be transferable. See below for details.

- Australia and New Zealand: RSNA is an authorized CPD provider.
- Canada: *AMA PRA Category 1 Credits™* can be converted to Royal College MOC credits.
- Mexico: All *AMA PRA Category 1 Credits™* are transferable.

Europe

Due to an agreement of mutual recognition, the UEMS-European Accreditation Council will convert *AMA PRA Category 1 Credits™* to EACCME European CME Credits (ECMECs). For more information, contact the European Union of Medical Specialists (UEMS) at info@uems.net or visit UEMS.net or EACCME.eu.

Worldwide

CME claimed at RSNA 2019 may be transferable. Contact the CME governing body in your home country for details.

The Commission on Accreditation of Medical Physics Education Programs (CAMPEP) has approved the direct transfer of *AMA PRA Category 1 Credits™* to MPCEC on a credit-for-credit basis for medical physicists.

RSNA is an ARRT®-approved Recognized Continuing Education Evaluation Mechanism Plus (RCEEM+) and will provide Category A+/A continuing education credits for technologists and radiologist assistants.



Get the *Very Best* in Radiology Education

RSNA Spotlight Courses

deliver the practical knowledge and insights you simply can't find anywhere else in locations across the globe. Brought to you by radiology's leading source for quality education.

Make your 2020 plans at
> **[RSNA.org/Spotlight](https://www.rsna.org/Spotlight)**



McCORMICK PLACE DINING GUIDE

Bistro RSNA—Lunch

Technical Exhibits, South Hall A

Technical Exhibits, North Hall B

HOURS OF OPERATION

Sunday–Wednesday 11:00 AM–2:30 PM

Special Brunch Menu Offered!

HOURS OF OPERATION

Thursday 10:30 AM–1:30 PM

With an extensive healthy menu and ample seating, Bistro RSNA is a convenient option to enjoy a comfortable lunch and network with colleagues.

Café RSNA—New for 2019!

Technical Exhibits, South Hall A

HOURS OF OPERATION

Sunday–Wednesday 11:00 AM–2:30 PM

Introducing Café RSNA, where you'll find many different high-quality food choices. Whatever your taste in cuisine—this affordable, food court-style café has an option for you. It features a casual dining atmosphere with prix-fixe choices and open seating.

For more information about these RSNA dining options, visit the Concierge Desk in the Grand Concourse, Level 3 or any Information Desk.

COFFEE AND BREAKFAST—GRAB & GO

23rd Street Café—Grand Concourse, Level 3

Dunkin Donuts Cart—Grand Concourse, Level 3

Starbucks—South Building, Level 2.5; Grand Concourse Level 3; Lakeside Center East, Level 2

Third Coast Roast—Grand Concourse, Level 3 and Lakeside Center East, Connections Center, Level 3

Market Cart—South Building, Level 1 & Level 4

Lakeside Café—Lakeside Center East, Connections Center, Level 3

McDonald's—North Building, Level 2

Dining Guide By Location

NORTH BUILDING, AI SHOWCASE

AI CAFÉ

Ambrosia Cart    

Sandwiches, panini, snacks & refreshments

Luzita's

Street-style tacos, Southwestern accompaniments and refreshments with ample seating

Smoothie Cart

Fresh fruit smoothies, made to order

NORTH BUILDING

LEVEL 2

Connie's Pizza 

Chicago's own Connie's pizza, soups, salads and sandwiches

Connie's Express Cart 

Chicago's own Connie's pizza, soups, salads and sandwiches


McDonald's 

Classic items available from breakfast to lunch

 Vegetarian offerings

 Vegan offerings

 Gluten Free offerings

 Heart Healthy offerings

NORTH BUILDING, TECHNICAL EXHIBITS, HALL B

LEVEL 3

Bistro RSNA

All-inclusive hot buffet lunch

Connie's Pizza

Chicago's own Connie's pizza, soups, salads and sandwiches

Mordys Kosher Cart

Featuring kosher sandwiches, hot dogs, soup and salad

GRAND CONCOURSE

LEVEL 3

23rd Street Café

Healthy hot & cold breakfast items, sandwiches, salads, made fresh for dining in or "Grab-n-Go"

Starbucks

Specialty coffee & espresso drinks, pastries, breakfast sandwiches and panini available

Third Coast Roast—Farmers Market

Brewed coffee and espresso, assorted sandwiches, light snacks & refreshments

Hops & Grapes Bar

CASH BAR featuring a variety of local, craft beers and wine

Dunkin Donuts

America's favorite donuts, bagels and coffee

SOUTH BUILDING

LEVEL 1

Market Cart

“Grab-n-Go” salads, sandwiches, assorted breakfast items, snacks and refreshments

SOUTH BUILDING

LEVEL 2.5

Starbucks

Specialty coffee & espresso drinks, pastries, breakfast sandwiches and panini available

Plate Room Food Court

This eclectic food court offers several options to choose from including Italian, Asian, Mexican, American and Express To-Go Sandwiches, Salads and Snacks

SOUTH BUILDING, TECHNICAL EXHIBITS, HALL A

LEVEL 3

Bistro RSNA

All-inclusive hot buffet lunch

Café A1 & A2

Grab-n-go salads, sandwiches, pizza, Italian beef, hot dogs, snacks and refreshments

Café RSNA—New

Food court style cafe lunch option; global & local cuisine options

South Market

“Grab-n-Go” salads, sandwiches, assorted breakfast items, snacks and refreshments

Midwest Melt


Panini-style sandwiches and beverages


Hot Dog Cart

Chicago Style hot dogs, sandwiches, assorted chips and refreshments

 Vegetarian offerings

 Gluten Free offerings

 Vegan offerings

 Heart Healthy offerings

Connie's Pizza

Chicago's own Connie's pizza, soups, salads and sandwiches

Mordys Kosher Cart

Featuring kosher sandwiches, hot dogs, soup and salad

SOUTH BUILDING

LEVEL 4

Market Cart

"Grab-n-Go" salads, sandwiches, assorted breakfast items, snacks and refreshments

LAKESIDE CENTER EAST

LEVEL 2

Starbucks

Specialty coffee & espresso drinks, pastries, breakfast sandwiches and panini available

LAKESIDE CENTER EAST, CONNECTIONS CENTER

LEVEL 3

Lakeside Café

"Grab-n-Go" salads, sandwiches, assorted breakfast items, snacks and refreshments

Third Coast Roast—Farmers Market

Brewed coffee and espresso, assorted salads, sandwiches, light snacks & refreshments

Ambrosia Panini Cart

Breakfast, sandwiches, panini, snacks & refreshments

LAKESIDE CENTER EAST, LEARNING CENTER

LEVEL 3

Kosher Falafel Cart

Middle Eastern specialties & refreshments with ample seating for relaxation and/or networking

Ambrosia Cart

Breakfast items, sandwiches, panini, snacks & refreshments with ample seating for relaxation and/or networking



RESERVE YOUR RSNA 2020 HOTEL NOW

LET US HELP YOU

Stop by the Hotel Services Desk in the Grand Concourse, Level 3, for personal assistance.

RESERVE ONLINE

Visit ***RSNA.org/Hotel-Reservations*** on your personal device and at internet stations throughout McCormick Place.

Secure your 2020 hotel reservation today!

MORE SAVINGS — Save over 30% with exclusively discounted room rates through RSNA.

GREAT PERKS — Earn loyalty points from your preferred hotel.

BEST SELECTION — Get access to the best hotel room selections in downtown Chicago..

Don't delay. Plan to explore **Human Insight/
Visionary Medicine** with us in 2020.



RSNA® 2020

HUMAN INSIGHT/**VISIONARY** MEDICINE

November 29 to December 4



PLANNING FOR 2020

Human Insight/Visionary Medicine

Plan for RSNA 2020 now and see how **Human Insight/Visionary Medicine** will propel radiology into the future. You'll see firsthand the infinite global opportunities that will extend radiology well beyond our offices and out into the world. Join us for the 106th Scientific Assembly and Annual Meeting, November 29 to December 4, where we'll explore the emergence of global perspectives and the latest technology trends during radiology's most important week.

Next year you can look forward to:

- Experiencing the possibilities of cutting-edge technology.
- Enhancing your skills with the latest radiological trends and techniques.
- Networking with radiology leaders from around the world.

Don't miss your chance to see radiology's future with **Human Insight/Visionary Medicine** at RSNA 2020.

Plan Ahead and Save Big—

Reserve Your 2020 Hotel Now!

As an RSNA 2019 attendee, you have a special opportunity to reserve your hotel now for RSNA 2020. Receive extra savings with discounted room rates and access to the best hotel room selections in downtown Chicago. Choose from a variety of hotel brands ranging from economy to 5-star accommodations—and earn loyalty points from your preferred hotel.

Visit [RSNA.org/Hotel-Reservations](https://www.rsna.org/Hotel-Reservations) on your personal device and at internet stations throughout McCormick Place, or stop by the Hotel Services Desk in the Grand Concourse for assistance making your reservation. Don't delay. Plan to explore **Human Insight/Visionary Medicine** with us at RSNA 2020. Reserve today!

INDEX

3D Printing & Advanced Visualization Showcase	27
5k Fun Run	31
Accreditation and Designation Statements	10, 73
AI Challenge.	24
AI Deep Learning Lab	26
AI Hands-on Workshop	24
AI Showcase	12, 24, 26
Airport Shuttle.	46–47, 57
ATMs	59
Badge Information	59–60, 66
Bistro RSNA	35, 75
Business Centers/FedEx Office	61
Bus Service	46–54
Café RSNA.	35, 75
Call for Abstracts (2020)	19
Caricatures	42
Career Connect	35
Career Services	35
Case Collection	17, 37
Case of the Day	17
Charging Stations	61
Childcare—Camp RSNA	61
Coat/Luggage Check	62
Concierge Desk	62
Connections Center	39–43, 58
Continuing Education (CE)	11
Continuing Medical Education (CME).	9–11
Corporate Symposiums	13
Country Presents	71
Course Admittance	13
Curb (Rideshare Provider)	46–47, 56

<i>Daily Bulletin/Technical Exhibits Focus</i>	6, 30, 91
Digital Support.	39, 63
Dining Guide	75–79
Discovery Theater	40–41
Education Exhibits.	16
Emergency Procedures	1
Entertainment	32, 34, 40–41
Escape Room Open House	34
Events Calendar	68
Express Shuttle Bus and Taxi Boarding.	49
Fast 5 Session.	12
Fellowship Mentorship Session	34
First Aid.	63
First-Time Attendee Orientation.	35
First-Time Exhibitor Pavilion	28
Go Airport Express	46–47, 57
Healthcare/Pharmacy Clinic.	63
Hotel Services Desk	63
Hours of Operation	58
Image Wisely®	64
Informatics.	16
Information Desk.	64
Innovation Theater.	28
Interfaith Prayer Room	64
Internet Stations	64
Interpretation Services	71
IR Zone.	28
Journals.	68–69
Lactation Suite	65
Learning Center	14–17, 58
Lost & Found	65
Luggage Check	62
Lyft (Rideshare Provider)	46–47, 56

McCormick Place Campus Maps	44–46
McCormick Place Parking Garages	44, 46
Media/Newsroom	65
Medical Student Session	34
Meditation Room	64
Meeting App	4–5, 58, 67
Meeting Central	5, 58, 67
Meeting Central Login.....	5
Membership & Resources.....	33, 41
Metra Electric Train System	46–47, 55
Navigating RSNA.....	5–7, 72
NCI Medical Imaging Perception Lab	16
Newsroom	65
Pharmacy/Healthcare Clinic	63
Photo Booth.....	43
Photography and Recording Guidelines	65
Plenary Sessions	8
Premier Lounge.....	60
Press Releases	66
Professional Portraits.....	43
Public Transit.....	46–47, 55–56
Publishers Row	28
Quality Improvement Reports Poster Walkthrough.....	16
Quantitative Imaging	17
R&E Booth and Donor Suite	42
Radiation Safety Zone.....	28
<i>RadioGraphics</i> Editorial Office	68
<i>Radiology</i> Editorial Office	68
Recruiters Row	28, 35
Registration and Badge Pickup.....	66
Residents Lounge	34
Restaurant Reservations	67
Ribbon Pickup	42, 67

Room Numbers	6, 67
RSNA 2020	80–81
RSNA AI Deep Learning Lab.....	26
RSNA AI Theater.....	26
RSNA Case Collection.....	17, 37
RSNA on a Budget.....	72
RSNA Shop	38, 43
Scientific Digital Posters	16
Scientific Program/Refresher Course Committee Office ..	18
Scooter Rental	70
Self-Assessment Modules (SAMs)	12
Session Overflow Areas.....	13
Shuttle Bus Service	46–54
Shuttle Service for Early Sessions	49
Smoking Policy	70
Speaker Ready Rooms	18
Special Needs Transportation	49
Startup Showcase.....	30
Student Radiographer Theater	18
Subspecialty and Topic Brochures	5, 18, 67
Taxi Service	46–47, 56
Technical Exhibits	23–30, 58
Technical Exhibits Focus	6, 30
Train System/Station Information	46–47, 55
Transportation	46–57
Uber (Rideshare Provider)	46–47, 56
Vendor Workshops	30
Virtual Meeting	20–22
Virtual Meeting Support	22
Water Bottle Refill Stations.....	70
We Are Radiology	33, 41
Wellness Lounge	36, 70
Wheelchair Rental	70

[illegible]



THE RSNA 2019 Daily Bulletin

IS THE OFFICIAL
MEETING NEWSPAPER

Get all the RSNA 2019 news and
information you need online or in print
Published Sunday, December 1 — Friday,
December 6

Available each morning
throughout McCormick
Place and online at

[RSNA.org/Bulletin](https://rsna.org/Bulletin)





ELEVATING RADIOLOGY



The path to efficiency starts here.

Efficiency is a place where getting to an accurate diagnosis happens the first time, quickly. And workflows are simplified and automated to help you arrive in less steps, rework and costs. A place where radiology achieves new heights. We can help you get there. Let's talk.

gehealthcare.com/rsna

South Hall, Booth 4133